

ภาคผนวกที่ 4

เอกสารสอบเทียบความถูกต้องของเครื่องมือตรวจวัดคุณภาพสิ่งแวดล้อม

**ตารางสรุปรายการเอกสารการสอบเทียบความถูกต้องของเครื่องมือเก็บตัวอย่าง
และเครื่องมือตรวจวิเคราะห์คุณภาพสิ่งแวดล้อม**

รายการตรวจวัด	เครื่องมือเก็บตัวอย่าง	เครื่องมือตรวจวิเคราะห์
	ชื่อเครื่องมือ	ชื่อเครื่องมือ
1. คุณภาพอากาศในบรรยากาศ		
TSP	High Volume Air Sampler No. B21, B27, B41, B42	Digital Balance
PM ₁₀	High Volume PM ₁₀ Air Sampler No. B09, B10, B14, B32	Digital Balance
NO ₂	NO ₂ Analyzer No. B10, R02, R09, R11	NO ₂ Analyzer No. B10, R02, R09, R11
SO ₂	SO ₂ Analyzer No. B06, B11, B12, B13	SO ₂ Analyzer No. B06, B11, B12, B13
2. คุณภาพอากาศจากปล่อง		
Total Suspended Particulate (TSP)	Console No. B03 Pitot Tube No. B36	Digital Balance
Oxides of Nitrogen (NO _x)	Vacuum Gauge	Spectrophotometer
Sulfur Dioxide (SO ₂)	Personal Pump SKC No. B88 Rotameter No. H-B08	Digital Balance
3. ระดับเสียงในบรรยากาศ		
L _{eq} 1 hr, L _{eq} 8 hr, L _{eq} 24 hr, L _{dn} , L _{max} และ L ₉₀	Acoustic Calibrator Sound Level Meter No. CR-B01, B02, B04, B10	-
4. คุณภาพน้ำ		
Temperature	-	Thermometer
Conductivity	-	Conductivity Meter
Turbidity	-	Turbidity Meter
Color	-	Spectrophotometer
pH	-	pH Meter
BOD ₅	-	BOD Analyzer
COD	-	COD Reactor
Total Suspended Solids	-	Digital Balance
Total Dissolved Solids	-	Digital Balance
Grease & Oil	-	Digital Balance
Nitrate-Nitrogen	-	Spectrophotometer
Phosphate-Phosphorus	-	Spectrophotometer
Cadmium	-	ICP
Lead	-	ICP
Mercury	-	AAS
Manganese	-	ICP
Fluoride	-	Spectrophotometer
Sulfate	-	Spectrophotometer
Total Iron	-	ICP

ตารางสรุปรายการเอกสารการสอบเทียบความถูกต้องของเครื่องมือเก็บตัวอย่าง
และเครื่องมือตรวจวิเคราะห์คุณภาพสิ่งแวดล้อม (ต่อ)

รายการตรวจวัด	เครื่องมือเก็บตัวอย่าง	เครื่องมือตรวจวิเคราะห์
	ชื่อเครื่องมือ	ชื่อเครื่องมือ
5. ระดับเสียงในสถานที่ทำงาน L_{eq} 8 hr, L_{max} และ Noise Dose	Acoustic Calibrator Sound Level Meter No. CR-B08 Sound Level Meter No. NMD-B10	-
6. คุณภาพอากาศในสถานประกอบการ Total Dust	Personal Pump SKC No. B51, B54 Rotameter No. H-B04	Digital Balance
Respirable Dust	Personal Pump SKC No. B12, B41 Rotameter No. H-B04	Digital Balance

คุณภาพอากาศในบรรยากาศ



บริษัท เอส.พี.เอส. คอนซัลติ้ง เซอร์วิส จำกัด

S.P.S. CONSULTING SERVICE CO., LTD.

7 ซอยพหลโยธิน 24 ถนนพหลโยธิน แขวงจอมพล เขตจตุจักร กรุงเทพฯ 10900

7 Soi Phaholyothin 24, Phaholyothin Rd., Jompol, Chatuchak, Bangkok 10900

Tel : (662) 939-4370-72 Fax : (662) 513-4221 E-mail : sale@spscon.com, www.spscon.com

High Volume Air Sampler Calibration Report

Calibration Method : Multipoint Orifice Flow Transfer Standard

Model : TE 5025A

S/N : 3611

Calibration Data

High Volume Air Sampler Data		Calibration Data		
Recorder No.	Blower No.	Date	Actual Flowrate (ft ³ /min)	R ²
B01	B01	02/05/2025	y = 1.180x-4.939	0.999
B02	B02	02/05/2025	y = 1.156x-3.058	0.999
B03	B03	02/05/2025	y = 1.139x-4.505	0.998
B04	B04	05/05/2025	y = 1.168x-4.342	0.997
B05	B05	05/05/2025	y = 1.181x-7.8.13	0.997
B06	B06	01/05/2025	y = 1.185x-4.081	0.998
B07	B07	01/05/2025	y = 1.173x-5.069	0.997
B08	B08	01/05/2025	y = 1.141x-3.533	0.996
B09	B09	01/05/2025	y = 1.163x-3.805	0.999
B10	B10	01/05/2025	y = 1.079x-2.229	0.997
B11	B11	02/05/2025	y = 1.169x-3.130	0.999
B12	B12	02/05/2025	y = 1.173x-3.515	0.998
B13	B13	02/05/2025	y = 1.187x-4.231	0.996
B14	B14	02/05/2025	y = 1.157x-4.001	0.999
B15	B15	02/05/2025	y = 1.093x-2.530	0.999
B16	B16	01/05/2025	y = 1.168x-5.027	0.997
B17	B17	01/05/2025	y = 1.149x-3.125	0.997
B18	B18	01/05/2025	y = 1.120x-1.685	0.998
B19	B19	02/05/2025	y = 1.166x-4.175	0.997
B20	B20	02/05/2025	y = 1.107x-0.981	0.999
B21	B21	01/05/2025	y = 1.184x-6.199	0.998
B22	B22	01/05/2025	y = 1.162x-2.993	0.996
B23	B23	05/05/2025	y = 1.155x-2.556	0.997
B24	B24	05/05/2025	y = 1.158x-4.429	0.999
B25	B25	05/05/2025	Y = 1.127x-1.558	0.998
B26	B26	05/05/2025	y = 1.137x-3.875	0.997
B27	B27	01/05/2025	y = 1.185x-6.360	0.999
B28	B28	01/05/2025	y = 1.180x-6.028	0.996
B29	B29	01/05/2025	y = 1.148x-2.869	0.998
B30	B30	01/05/2025	y = 1.125x-0.258	0.996
B31	B31	01/05/2025	y = 1.154x-4.528	0.996
B32	B32	02/05/2025	y = 1.179x-4.299	0.997
B33	B33	02/05/2025	y = 1.144x-1.976	0.999
B34	B34	05/05/2025	y = 1.135x-2.931	0.998

Calibrated by :





บริษัท เอส.พี.เอส. คอนซัลติ้ง เซอร์วิส จำกัด

S.P.S. CONSULTING SERVICE CO., LTD.

7 ซอยพหลโยธิน 24 ถนนพหลโยธิน แขวงจอมพล เขตจตุจักร กรุงเทพฯ 10900

7 Soi Phaholyothin 24, Phaholyothin Rd., Jompol, Chatuchak, Bangkok 10900

Tel : (662) 939-4370-72 Fax : (662) 513-4221 E-mail : sale@spscon.com, www.spscon.com

High Volume Air Sampler Calibration Report

Calibration Method : Multipoint Orifice Flow Transfer Standard

Model : TE 5025A

S/N : 3611

Calibration Data

High Volume Air Sampler Data		Calibration Data		
Recorder No.	Blower No.	Date	Actual Flowrate (ft ³ /min)	R ²
B35	B35	05/05/2025	$y = 1.179x - 3.347$	0.996
B36	B36	05/05/2025	$y = 1.166x - 3.602$	0.998
B37	B37	05/05/2025	$y = 1.086x + 1.195$	0.998
B38	B38	01/05/2025	$y = 1.149x - 5.480$	0.998
B39	B39	01/05/2025	$y = 1.130x - 3.044$	0.999
B40	B40	01/05/2025	$y = 1.142x - 3.372$	0.999
B41	B41	01/05/2025	$y = 1.180x - 3.769$	0.997
B42	B42	01/05/2025	$y = 1.158x - 2.865$	0.998
B43	B43	05/05/2025	$y = 1.170x - 3.980$	0.996
B44	B44	05/05/2025	$y = 1.143x - 1.683$	0.997
R01	R01	05/05/2025	$y = 1.132x - 2.374$	0.999
R02	R02	05/05/2025	$y = 1.146x - 3.852$	0.997
R03	R03	02/05/2025	$y = 1.128x - 2.825$	0.999
R04	R04	02/05/2025	$y = 1.149x - 3.932$	0.998
R05	R05	02/05/2025	$y = 1.107x + 0.389$	0.997
R06	R06	01/05/2025	$y = 1.145x - 2.356$	0.996
R07	R07	01/05/2025	$y = 1.072x - 0.849$	0.999
R08	R08	01/05/2025	$y = 1.161x - 4.426$	0.996
R09	R09	02/05/2025	$y = 1.129x - 2.040$	0.996
R10	R10	02/05/2025	$y = 1.167x - 4.503$	0.998
R11	R11	02/05/2025	$y = 1.139x - 3.520$	0.996
R12	R12	02/05/2025	$y = 1.110x - 1.762$	0.996
R13	R13	05/05/2025	$y = 1.187x - 6.302$	0.998
R14	R14	05/05/2025	$y = 1.144x - 2.722$	0.996
R15	R15	05/05/2025	$y = 1.137x - 4.842$	0.999
R16	R16	05/05/2025	$y = 1.183x - 5.960$	0.998
R17	R17	01/05/2025	$y = 1.158x - 3.663$	0.998
R18	R18	01/05/2025	$y = 1.185x - 4.771$	0.997
R19	R19	01/05/2025	$y = 1.173x - 5.427$	0.998
R20	R20	01/05/2025	$y = 1.175x - 6.682$	0.999

Calibrated by :



บริษัท เอส.พี.เอส. คอนซัลติ้ง เซอร์วิส จำกัด

S.P.S. CONSULTING SERVICE CO., LTD.

7 ซอยพหลโยธิน 24 ถนนพหลโยธิน แขวงจอมพล เขตจตุจักร กรุงเทพฯ 10900

7 Soi Phaholyothin 24, Phaholyothin Rd., Jompol, Chatuchak, Bangkok 10900
Tel : (662) 939-4370-72, Fax : (662) 513-4221, E-mail : sale@spscon.com, www.spscon.com

High Volume PM-10 Air Sampler Calibration Report

Calibration Method : Multipoint Orifice Flow Transfer Standard

Model : TE 5025A

S/N : 3611

Calibration Data

High Volume PM-10 Data		Calibration Data		
Recorder No.	Blower No.	Date	Actual Flowrate (ft ³ /min)	R ²
B01	B01	01/05/2025	$y = 1.153x - 2.438$	0.997
B02	B02	01/05/2025	$y = 1.035x + 2.182$	0.996
B03	B03	01/05/2025	$y = 1.142x - 2.910$	0.999
B04	B04	01/05/2025	$y = 1.114x - 3.501$	0.998
B05	B05	01/05/2025	$y = 1.164x - 3.721$	0.998
B06	B06	05/05/2025	$y = 1.140x - 3.499$	0.999
B07	B07	05/05/2025	$y = 1.122x - 2.162$	0.999
B08	B08	05/05/2025	$y = 1.129x - 0.902$	0.997
B09	B09	02/05/2025	$y = 1.072x + 0.100$	0.998
B10	B10	02/05/2025	$y = 1.135x - 3.160$	0.999
B11	B11	02/05/2025	$y = 1.120x - 0.536$	0.996
B12	B12	01/05/2025	$y = 1.135x - 3.160$	0.999
B13	B13	01/05/2025	$y = 1.157x - 3.957$	0.999
B14	B14	05/05/2025	$y = 1.144x - 5.087$	0.998
B15	B15	05/05/2025	$y = 1.171x - 4.683$	0.999
B16	B16	05/05/2025	$y = 1.074x + 2.235$	0.997
B17	B17	05/05/2025	$y = 1.130x + 0.424$	0.996
B18	B18	01/05/2025	$y = 1.127x - 1.787$	0.999
B19	B19	01/05/2025	$y = 1.116x - 1.623$	0.997
B20	B20	01/05/2025	$y = 1.155x - 4.985$	0.997
B21	B21	01/05/2025	$y = 1.146x - 1.542$	0.998
B22	B22	05/05/2025	$y = 1.122x - 2.579$	0.996
B23	B23	01/05/2025	$y = 1.156x - 4.245$	0.998
B24	B24	02/05/2025	$y = 1.134x - 3.252$	0.999
B25	B25	02/05/2025	$y = 1.151x - 4.884$	0.997
B26	B26	02/05/2025	$y = 1.122x - 1.950$	0.999
B27	B27	02/05/2025	$y = 1.150x - 4.716$	0.999
B28	B28	02/05/2025	$y = 1.120x - 3.327$	0.997
B29	B29	02/05/2025	$y = 1.140x - 4.128$	0.999
B30	B30	02/05/2025	$y = 1.131x - 3.253$	0.998
B31	B31	02/05/2025	$y = 1.110x + 0.747$	0.996
B32	B32	01/05/2025	$y = 1.062x + 0.235$	0.999
B33	B33	02/05/2025	$y = 1.124x - 2.762$	0.998
B34	B34	01/05/2025	$y = 1.109x - 0.497$	0.999

Calibrated by :



บริษัท เอส.พี.เอส. คอนซัลติ้ง เซอร์วิส จำกัด
S.P.S. CONSULTING SERVICE CO., LTD.
7 ซอยพหลโยธิน 24 ถนนพหลโยธิน แขวงจตุจักร เขตจตุจักร กรุงเทพฯ 10900
7 Soi Phaholyothin 24, Phaholyothin Rd., Jompol, Chatuchak, Bangkok 10900
Tel : (662) 939-4370-72, Fax : (662) 513-4221, E-mail : sale@spscon.com, www.spscon.com

CALIBRATION REPORT					
CHEMILUMINESCENT NO / NO ₂ / NO _x ANALYZER					
DATE :	22 July 2025	BRAND :	API	MODEL :	200E
NO.	NOX-B10	SERIAL NO.	4465		
Calibrator (Dilution System)					
Brand	: API		Model	: 700	
Last Cal. Date	: 05 August 2024		Serial No.	: 911	
Reference Standard Gas					
Standard Gas	: Nitric Oxide (NO)		Cylinder No.	: A007265V	
Certified Date	: 05 January 2023		Expired Date	: 05 January 2026	
			Cylinder Conc.	: 48.8 ppm	
CALIBRATING CONDITION					
Pressure	1011	mmbar	Temp.	24.6	°C
			% RH	49	
CALIBRATION SETTING					
Span	Initial Reading (Before Adj.),PPB			Final Reading (After Adj.),PPB	
Set Point	Expected Concentration	Analyzer Response	%Dif	Analyzer Response	Slope
Zero	0	0.10	-	0	-
NO Span	400	399.8	-0.050	400.0	1.007
NO _x Span	400	400.1	0.025	400.0	1.010
API Model 200E NO _x Analyzer Check List					
Test Values	Observed Value	Units	Nominal Range		
RANGE	500	PPB	500 standard		
STABILITY (Zero Gas)	0.1	PPB	< 2 with zero air		
SAMPLE FLOW	506	cc/min	500 ± 50		
OZONE FLOW	78	cc/min	80 ± 15		
PMT	103.3	mV	-20 - 150		
AZERO	94.0	mV	-20 - 150		
HVPS	669	V	420 - 900 constant		
RCELL TEMP	50.1	°C	50 ± 1		
BOX TEMP	29.4	°C	8 - 48		
PMT TEMP	7.2	°C	7 ± 2		
MOLY TEMP	314.8	°C	315 ± 5		
RCELL PRESS	8.2	IN-Hg-A	2 - 10 constant		
SAMPLE PRESS	28.4	IN-Hg-A	25 - 30 constant		
NO Span Conc	400	PPB	20 - 20,000		
NO _x Span Conc	400	PPB	20 - 20,000		
NO Slope	1.007	-	1.0 ± 0.3		
NO _x Slope	1.010	-	1.0 ± 0.3		
NO Offset	1.4	mV	-20 to +150		
NO _x Offset	0.9	mV	-20 to 150		
Stability at Zero	0.1	PPB	< 0.2		
Stability at Span	0.2	PPB	< 2 ppb @ 400 ppb span gas		

Calibrated by : _____



บริษัท เอส.พี.เอส. คอนซัลติ้ง เซอร์วิส จำกัด

S.P.S. CONSULTING SERVICE CO., LTD.

7 ซอยพหลโยธิน 24 ถนนพหลโยธิน แขวงจอมพล เขตจตุจักร กรุงเทพฯ 10900
7 Soi Phaholyothin 24, Phaholyothin Rd., Jompol, Chatuchak, Bangkok 10900
Tel : (662) 939-4370-72 Fax : (662) 513-4221, E-mail : sale@spscon.com, www.spscon.com

CALIBRATION REPORT					
CHEMILUMINESCENT NO / NO ₂ / NO _x ANALYZER					
DATE :	22 July 2025	BRAND :	API	MODEL :	200E
NO.	NOX-R02	SERIAL NO.	2285		
Calibrator (Dilution System)					
Brand	: API			Model	: 700
Last Cal. Date	: 05 August 2024			Serial No.	: 911
Reference Standard Gas					
Standard Gas	: Nitric Oxide (NO)			Cylinder No.	: A007265V
Certified Date	: 05 January 2023	Expired Date	: 05 January 2026	Cylinder Conc.	: 48.8 ppm
CALIBRATING CONDITION					
Pressure	1011	mmbar	Temp.	24.6	°C
			% RH	49	
CALIBRATION SETTING					
Span	Initial Reading (Before Adj.),PPB			Final Reading (After Adj.),PPB	
Set Point	Expected Concentration	Analyzer Response	%Dif	Analyzer Response	Slope
Zero	0	-0.10	-	0	-
NO Span	400	399.6	-0.100	400.0	1.004
NO _x Span	400	399.8	-0.050	400.0	1.007
API Model 200E NO _x Analyzer Check List					
Test Values	Observed Value	Units	Nominal Range		
RANGE	500	PPB	500 standard		
STABILITY (Zero Gas)	0.1	PPB	< 2 with zero air		
SAMPLE FLOW	504	cc/min	500 ± 50		
OZONE FLOW	78	cc/min	80 ± 15		
PMT	103.0	mV	-20 - 150		
AZERO	93.8	mV	-20 - 150		
HVPS	672	V	420 - 900 constant		
RCELL TEMP	50.3	°C	50 ± 1		
BOX TEMP	29.1	°C	8 - 48		
PMT TEMP	7.4	°C	7 ± 2		
MOLY TEMP	315.2	°C	315 ± 5		
RCELL PRESS	8.4	IN-Hg-A	2 - 10 constant		
SAMPLE PRESS	28.7	IN-Hg-A	25 - 30 constant		
NO Span Conc	400	PPB	20 - 20,000		
NO _x Span Conc	400	PPB	20 - 20,000		
NO Slope	1.004	-	1.0 ± 0.3		
NO _x Slope	1.007	-	1.0 ± 0.3		
NO Offset	1.0	mV	-20 to +150		
NO _x Offset	0.6	mV	-20 to 150		
Stability at Zero	0.1	PPB	< 0.2		
Stability at Span	0.2	PPB	< 2 ppb @ 400 ppb span gas		

Calibrated by :



บริษัท เอส.พี.เอส. คอนซัลติ้ง เซอร์วิส จำกัด

S.P.S. CONSULTING SERVICE CO., LTD.

7 ซอยพหลโยธิน 24 ถนนพหลโยธิน แขวงจอมพล เขตจตุจักร กรุงเทพฯ 10900

7 Soi Phaholyothin 24, Phaholyothin Rd., Jompol, Chatuchak, Bangkok 10900

Tel : (662) 939-4370-72, Fax : (662) 513-4221, E-mail : sale@spscon.com., www.spscon.com

CALIBRATION REPORT					
CHEMILUMINESCENT NO / NO ₂ / NO _x ANALYZER					
DATE :	22 July 2025	BRAND :	API	MODEL :	200E
NO.	NOX-R09			SERIAL NO.	252
Calibrator (Dilution System)					
Brand	: API			Model	: 700
Last Cal. Date	: 05 August 2024			Serial No.	: 911
Reference Standard Gas					
Standard Gas	: Nitric Oxide (NO)			Cylinder No.	: A00726SV
Certified Date	: 05 January 2023	Expired Date	: 05 January 2026	Cylinder Conc.	: 48.8 ppm
CALIBRATING CONDITION					
Pressure	1011	mmbar	Temp.	24.6	°C
			% RH	49	
CALIBRATION SETTING					
Span	Initial Reading (Before Adj.),PPB			Final Reading (After Adj.),PPB	
Set Point	Expected Concentration	Analyzer Response	%Dif	Analyzer Response	Slope
Zero	0	0.11	-	0	-
NO Span	400	400.2	0.050	400.0	1.010
NO _x Span	400	400.3	0.075	400.0	1.013
API Model 200E NO _x Analyzer Check List					
Test Values	Observed Value	Units	Nominal Range		
RANGE	500	PPB	500 standard		
STABILITY (Zero Gas)	0.1	PPB	< 2 with zero air		
SAMPLE FLOW	511	cc/min	500 ± 50		
OZONE FLOW	79	cc/min	80 ± 15		
PMT	103.4	mV	-20 - 150		
AZERO	94.1	mV	-20 - 150		
HVPS	674	V	420 - 900 constant		
RCELL TEMP	50.5	°C	50 ± 1		
BOX TEMP	29.3	°C	8 - 48		
PMT TEMP	7.1	°C	7 ± 2		
MOLY TEMP	315.4	°C	315 ± 5		
RCELL PRESS	8.3	IN-Hg-A	2 - 10 constant		
SAMPLE PRESS	28.5	IN-Hg-A	25 - 30 constant		
NO Span Conc	400	PPB	20 - 20,000		
NO _x Span Conc	400	PPB	20 - 20,000		
NO Slope	1.010	-	1.0 ± 0.3		
NO _x Slope	1.013	-	1.0 ± 0.3		
NO Offset	1.7	mV	-20 to +150		
NO _x Offset	1.0	mV	-20 to 150		
Stability at Zero	0.1	PPB	< 0.2		
Stability at Span	0.2	PPB	< 2 ppb @ 400 ppb span gas		

Calibrated by :



บริษัท เอส.พี.เอส. คอนซัลติ้ง เซอร์วิส จำกัด
S.P.S. CONSULTING SERVICE CO., LTD.
7 ซอยพหลโยธิน 24 ถนนพหลโยธิน แขวงจอมพล เขตจตุจักร กรุงเทพฯ 10900
7 Soi Phaholyothin 24, Phaholyothin Rd., Jompol, Chatuchak, Bangkok 10900
Tel : (662) 939-4370-72, Fax : (662) 513-4221, E-mail : sale@spscon.com., www.spscon.com

CALIBRATION REPORT					
CHEMILUMINESCENT NO / NO ₂ / NO _x ANALYZER					
DATE :	22 July 2025	BRAND :	API	MODEL :	200E
NO.	NOX-R11	SERIAL NO.	2621		
Calibrator (Dilution System)					
Brand	: API		Model	: 700	
Last Cal. Date	: 05 August 2024		Serial No.	: 911	
Reference Standard Gas					
Standard Gas	: Nitric Oxide (NO)		Cylinder No.	: A00726SV	
Certified Date	: 05 January 2023		Expired Date	: 05 January 2026	
			Cylinder Conc.	: 48.8 ppm	
CALIBRATING CONDITION					
Pressure	1011	mmbar	Temp.	24.6	°C
			% RH	49	
CALIBRATION SETTING					
Span	Initial Reading (Before Adj.),PPB			Final Reading (After Adj.),PPB	
Set Point	Expected Concentration	Analyzer Response	%Dif	Analyzer Response	Slope
Zero	0	0.10	-	0	-
NO Span	400	399.7	-0.075	400.0	1.005
NO _x Span	400	399.9	-0.025	400.0	1.008
API Model 200E NO _x Analyzer Check List					
Test Values	Observed Value	Units	Nominal Range		
RANGE	500	PPB	500 standard		
STABILITY (Zero Gas)	0.1	PPB	< 2 with zero air		
SAMPLE FLOW	509	cc/min	500 ± 50		
OZONE FLOW	79	cc/min	80 ± 15		
PMT	102.9	mV	-20 - 150		
AZERO	93.7	mV	-20 - 150		
HVPS	670	V	420 - 900 constant		
RCELL TEMP	50.2	°C	50 ± 1		
BOX TEMP	29.0	°C	8 - 48		
PMT TEMP	7.3	°C	7 ± 2		
MOLY TEMP	315.1	°C	315 ± 5		
RCELL PRESS	8.5	IN-Hg-A	2 - 10 constant		
SAMPLE PRESS	28.7	IN-Hg-A	25 - 30 constant		
NO Span Conc	400	PPB	20 - 20,000		
NO _x Span Conc	400	PPB	20 - 20,000		
NO Slope	1.005	-	1.0 ± 0.3		
NO _x Slope	1.008	-	1.0 ± 0.3		
NO Offset	1.1	mV	-20 to +150		
NO _x Offset	0.7	mV	-20 to 150		
Stability at Zero	0.1	PPB	< 0.2		
Stability at Span	0.2	PPB	< 2 ppb @ 400 ppb span gas		

Calibrated by :





บริษัท เอส.พี.เอส. คอนซัลติ้ง เซอร์วิส จำกัด
S.P.S. CONSULTING SERVICE CO., LTD.
7 ซอยพหลโยธิน 24 ถนนพหลโยธิน แขวงจอมพล เขตจตุจักร กรุงเทพฯ 10900
7 Soi Phaholyothin 24, Phaholyothin Rd., Jompol, Chatuchak, Bangkok 10900
Tel : (662) 939-4370-72, Fax : (662) 513-4221, E-mail : sale@spscon.com, www.spscon.com

CALIBRATION REPORT					
SO ₂ FLUORESCENT ANALYZER					
DATE :	22 July 2025	BRAND :	API	MODEL :	100E
NO.	SO ₂ -B06	SERIAL NO.	3430		
Calibrator (Dilution System)					
Brand	: API			Model	: 700
Last Cal. Date	: 05 August 2024			Serial No.	: 911
Reference Standard Gas					
Standard Gas	: Sulphur Dioxide (SO ₂)			Cylinder No.	: A00814SK
Certified Date	: 21 June 2021	Expired Date	: 21 June 2029	Cylinder Conc.	: 49.8 ppm
CALIBRATING CONDITION					
Pressure	1011	mmbar	Temp.	24.6	°C
% RH	49				
CALIBRATION SETTING					
Span	Initial Reading (Before Adj.),PPB			Final Reading (After Adj.),PPB	
Set Point	Expected Concentration	Analyzer Response	%Dif	Analyzer Response	Slope
Zero	0	0.11	-	0	-
SO ₂ Span	400.0	400.2	0.050	400.0	1.013
API Model 100E SO ₂ Analyzer Check list					
Test Values	Observed Value	Units	Nominal Range		
RANGE	500	PPB	0-500		
SAMPLE PRESS	28.4	in-Hg	25-35		
SAMPLE FLOW	653	cc/min	650 ± 10%		
PMT	103.2	mV	-20-150 with Zero Air		
UV LAMP	3021.8	mV	1000-4900		
STR. LGT	61.7	PPB	<100		
DRK PMT	63.1	mV	-50 - 200		
DRK LMP	57.9	mV	-50 - 200		
HVPS	669	V	550-900 constant		
DCPS	2520	mV	2500 ± 200		
RCELL TEMP	50.2	°C	50 ± 1		
BOX TEMP	29.1	°C	5-40		
PMT TEMP	7.0	°C	7 ± 2.0		
SO ₂ Span Conc	400	PPB	20-20,000		
SO ₂ Slope	1.013	-	1.0 ± 0.3		
SO ₂ Offset	22.2	mV	<250		
Stability at Zero	0.1	PPB	<0.2		
Stability at Span	0.2	PPB	0.5% of reading (above 50 ppb)		

Calibrated by :



บริษัท เอส.พี.เอส. คอนซัลติ้ง เซอร์วิส จำกัด
S.P.S. CONSULTING SERVICE CO., LTD.
7 ซอยพหลโยธิน 24 ถนนพหลโยธิน แขวงจอมพล เขตจตุจักร กรุงเทพฯ 10900
7 Soi Phaholyothin 24, Phaholyothin Rd., Jompol, Chatuchak, Bangkok 10900
Tel : (662) 939-4370-72, Fax : (662) 513-4221, E-mail : sale@spscon.com., www.spscon.com

CALIBRATION REPORT					
SO ₂ FLUORESCENT ANALYZER					
DATE :	22 July 2025	BRAND :	TELEDYNE	MODEL :	TML-50
NO.	SO ₂ -B11	SERIAL NO.	SO2187		
Calibrator (Dilution System)					
Brand	: API		Model	: 700	
Last Cal. Date	: 05 August 2024		Serial No.	: 911	
Reference Standard Gas					
Standard Gas	: Sulphur Dioxide (SO ₂)		Cylinder No.	: A00814SK	
Certified Date	: 21 June 2021		Expired Date	: 21 June 2029	
			Cylinder Conc.	: 49.8 ppm	
CALIBRATING CONDITION					
Pressure	1011	mmbar	Temp.	24.6	°C
			% RH	49	
CALIBRATION SETTING					
Span	Initial Reading (Before Adj.),PPB			Final Reading (After Adj.),PPB	
Set Point	Expected Concentration	Analyzer Response	%Dif	Analyzer Response	Slope
Zero	0	-0.10	-	0	-
SO ₂ Span	400.0	399.7	-0.075	400.0	1.007
API Model TML-50 SO ₂ Analyzer Check list					
Test Values	Observed Value	Units	Nominal Range		
RANGE	500	PPB	0-500		
SAMPLE PRESS	28.7	in-Hg	25-35		
SAMPLE FLOW	658	cc/min	650 ± 10%		
PMT	103.4	mV	-20-150 with Zero Air		
UV LAMP	3046.5	mV	1000-4900		
STR. LGT	61.5	PPB	<100		
DRK PMT	62.9	mV	-50 - 200		
DRK LMP	57.6	mV	-50 - 200		
HVPS	673	V	550-900 constant		
DCPS	2515	mV	2500 ± 200		
RCELL TEMP	50.5	°C	50 ± 1		
BOX TEMP	29.2	°C	5-40		
PMT TEMP	7.4	°C	7 ± 2.0		
SO ₂ Span Conc	400	PPB	20-20,000		
SO ₂ Slope	1.007	-	1.0 ± 0.3		
SO ₂ Offset	21.9	mV	<250		
Stability at Zero	0.1	PPB	<0.2		
Stability at Span	0.2	PPB	0.5% of reading (above 50 ppb)		

Calibrated by :



บริษัท เอส.พี.เอส. คอนซัลติ้ง เซอร์วิส จำกัด

S.P.S. CONSULTING SERVICE CO., LTD.

7 ซอยพหลโยธิน 24 ถนนพหลโยธิน แขวงจอมพล เขตจตุจักร กรุงเทพฯ 10900

7 Soi Phaholyothin 24, Phaholyothin Rd., Jompol, Chatuchak, Bangkok 10900

Tel : (662) 939-4370-72, Fax : (662) 513-4221, E-mail : sale@spscon.com, www.spscon.com

CALIBRATION REPORT					
SO ₂ FLUORESCENT ANALYZER					
DATE :	22 July 2025	BRAND :	TELEDYNE	MODEL :	TML-50
NO.	SO ₂ -B12	SERIAL NO.	1886		
Calibrator (Dilution System)					
Brand	: API		Model	: 700	
Last Cal. Date	: 05 August 2024		Serial No.	: 911	
Reference Standard Gas					
Standard Gas	: Sulphur Dioxide (SO ₂)		Cylinder No.	: A008145K	
Certified Date	: 21 June 2021		Expired Date	: 21 June 2029	
			Cylinder Conc.	: 49.8 ppm	
CALIBRATING CONDITION					
Pressure	1011	mmbar	Temp.	24.6	°C
			% RH	49	
CALIBRATION SETTING					
Span	Initial Reading (Before Adj.),PPB			Final Reading (After Adj.),PPB	
Set Point	Expected Concentration	Analyzer Response	%Dif	Analyzer Response	Slope
Zero	0	0.11	-	0	-
SO ₂ Span	400.0	400.1	0.025	400.0	1.011
API Model TML-50 SO ₂ Analyzer Check list					
Test Values	Observed Value	Units	Nominal Range		
RANGE	500	PPB	0-500		
SAMPLE PRESS	28.5	in-Hg	25-35		
SAMPLE FLOW	654	cc/min	650 ± 10%		
PMT	103.1	mV	-20-150 with Zero Air		
UV LAMP	3014.2	mV	1000-4900		
STR. LGT	61.8	PPB	<100		
DRK PMT	63.3	mV	-50 - 200		
DRK LMP	58.1	mV	-50 - 200		
HVPS	671	V	550-900 constant		
DCPS	2519	mV	2500 ± 200		
RCELL TEMP	50.3	°C	50 ± 1		
BOX TEMP	29.4	°C	5-40		
PMT TEMP	7.2	°C	7 ± 2.0		
SO ₂ Span Conc	400	PPB	20-20,000		
SO ₂ Slope	1.011	-	1.0 ± 0.3		
SO ₂ Offset	21.8	mV	<250		
Stability at Zero	0.1	PPB	<0.2		
Stability at Span	0.2	PPB	0.5% of reading (above 50 ppb)		

Calibrated by :



บริษัท เอส.พี.เอส. คอนซัลติ้ง เซอร์วิส จำกัด
S.P.S. CONSULTING SERVICE CO., LTD.
7 ซอยพหลโยธิน 24 ถนนพหลโยธิน แขวงจอมพล เขตจตุจักร กรุงเทพฯ 10900
7 Soi Phaholyothin 24, Phaholyothin Rd., Jompol, Chatuchak, Bangkok 10900
Tel : (662) 939-4370-72, Fax : (662) 513-4221, E-mail : sale@spscon.com, www.spscon.com

CALIBRATION REPORT					
SO ₂ FLUORESCENT ANALYZER					
DATE :	22 July 2025	BRAND :	TELEDYNE	MODEL :	TML-50
NO.	SO ₂ -B13	SERIAL NO.	1891		
Calibrator (Dilution System)					
Brand	: API			Model	: 700
Last Cal. Date	: 05 August 2024			Serial No.	: 911
Reference Standard Gas					
Standard Gas	: Sulphur Dioxide (SO ₂)			Cylinder No.	: A00814SK
Certified Date	: 21 June 2021	Expired Date	: 21 June 2029	Cylinder Conc.	: 49.8 ppm
CALIBRATING CONDITION					
Pressure	1011	mmbar	Temp.	24.6	°C
% RH	49				
CALIBRATION SETTING					
Span	Initial Reading (Before Adj.),PPB			Final Reading (After Adj.),PPB	
Set Point	Expected Concentration	Analyzer Response	%Dif	Analyzer Response	Slope
Zero	0	0.10	-	0	-
SO ₂ Span	400.0	399.8	-0.050	400.0	1.009
API Model TML-50 SO ₂ Analyzer Check list					
Test Values	Observed Value	Units	Nominal Range		
RANGE	500	PPB	0-500		
SAMPLE PRESS	28.6	in-Hg	25-35		
SAMPLE FLOW	660	cc/min	650 ± 10%		
PMT	102.9	mV	-20-150 with Zero Air		
UV LAMP	3009.6	mV	1000-4900		
STR. LGT	61.9	PPB	<100		
DRK PMT	63.4	mV	-50 - 200		
DRK LMP	58.2	mV	-50 - 200		
HVPS	672	V	550-900 constant		
DCPS	2524	mV	2500 ± 200		
RCELL TEMP	50.1	°C	50 ± 1		
BOX TEMP	29.3	°C	5-40		
PMT TEMP	7.5	°C	7 ± 2.0		
SO ₂ Span Conc	400	PPB	20-20,000		
SO ₂ Slope	1.009	-	1.0 ± 0.3		
SO ₂ Offset	22.1	mV	<250		
Stability at Zero	0.1	PPB	<0.2		
Stability at Span	0.2	PPB	0.5% of reading (above 50 ppb)		

Calibrated by :



CERTIFICATE No : 25M2254

REFERENCE No : 76365-1

PAGE : 1 OF 2

Certificate of Calibration

EQUIPMENT : DIGITAL BALANCE

MANUFACTURER : METTLER TOLEDO

MODEL : XS105DU

SERIAL No : 1126422905

ID No : BA05/50

CONDITION AS RECEIVED : USED ITEM

SUBMITTED BY : S.P.S. CONSULTING SERVICE CO., LTD.
7 SOI PHAHOLYOTHIN 24, PHAHOLYOTHIN RD.,
JOMPOL, CHATUCHAK, BANGKOK 10900

CALIBRATED BY : ATSAWIN Y.

CALIBRATION DATE : 07-Mar-25

APPROVED BY : 

ISSUED DATE : 13-Mar-25

RECEIVED DATE : 07-Mar-25

THIS CERTIFICATE MAY NOT BE REPRODUCED OTHER THAN IN FULL EXCEPT WITH THE PRIOR WRITTEN APPROVAL OF
QUALITY CALIBRATION CO., LTD.





CERTIFICATE No : 25M2254

PAGE : 2 OF 2

Calibration Report

EQUIPMENT : DIGITAL BALANCE MODEL : XS105DU
MANUFACTURER : METTLER TOLEDO S/N : 1126422905
ID No : BA05/50 RECEIVED DATE : 07-Mar-25
AIR PRESSURE : 1009mbar \pm 1mbar CALIBRATION DATE : 07-Mar-25
AMBIENT TEMPERATURE : 24°C \pm 1°C RELATIVE HUMIDITY : 54 %RH \pm 10 % RH

CONDITION OF THIS RESULTS OF CALIBRATION

1. THIS INSTRUMENT WAS CALIBRATED BY ACCORDING TO UKAS LAB 14 EDITION 6:2019 BY USING KNOWN WEIGHT STANDARD WEIGHT. THE BALANCE WAS NOT ADJUSTED BEFORE CALIBRATION. THE BALANCE HAS NO ZERO TRACKING FUNCTION. REPEATABILITY WAS MEASURED BY USING 10 REPEATED MEASUREMENTS. LINEARITY WAS MEASURED COVERING 10 POINTS, EVENLY SPREAD OVER THE RANGE. THE INSTRUMENT WAS SET ZERO BEFORE PERFORMING THE LINEARITY TEST. OFF-CENTER LOADING WAS MEASURED BY USING STANDARD WEIGHTS PLACED ON THE PAN AND MOVED TO VARIOUS POSITIONS ON THE PAN.

2. REFERENCE STANDARD INSTRUMENTS :-

INSTRUMENT	MODEL	SERIAL No	CERTIFICATE No	DUE DATE
1) STANDARD WEIGHT SET	E2	QK-I-151	C02250116	28-Jan-27
2) STANDARD WEIGHT	E2	15843	C02250117	29-Jan-27

3. THE CERTIFICATE IS VALID FOR THE ITEM CALIBRATED AS SHOWN ON THE DATE AND PLACE OF CALIBRATION ONLY.

4. THIS RESULT EXCLUDE LONG TERM STABILITY OF THE UNIT UNDER CALIBRATION.

5. THIS CERTIFICATE IS TRACEABLE TO THE INTERNATIONAL SYSTEM OF UNIT MAINTAINED AT:-

- NATIONAL INSTITUTE OF METROLOGY (THAILAND)

RESULT OF CALIBRATION :- WITHOUT ADJUSTMENT

1. ZERO SETTING FUNCTION : NORMAL

2. TARE FUNCTION : NORMAL

3. REPEATABILITY OF READING AT 120 g WAS 0.000055 g

4. DEPARTURE FROM NOMINAL VALUE/ LINEARITY

NOMINAL VALUE (g)	BALANCE READING (g)	CORRECTION (g)	UNCERTAINTY (\pm g)
0.00	0.00000	0.00000	0.000065
0.02	0.01999	0.00001	0.000065
0.10	0.10001	-0.00001	0.000066
0.20	0.20001	-0.00001	0.000066
0.50	0.50002	-0.00002	0.000065
1.00	1.00003	-0.00003	0.000066
2.00	2.00001	-0.00001	0.000067
5.00	5.00002	-0.00002	0.000068
10.00	10.00000	0.00000	0.000070
20.00	20.00004	-0.00004	0.000078
50.00	50.00000	0.00000	0.00013
100.00	100.0001	-0.0001	0.00019
120.00	120.0002	-0.0002	0.00022

5. OFF CENTER LOADING ERROR



POINT	READING (g)
1	50.0000
2	50.0000
3	50.0000
4	50.0000
5	50.0000
OFF-CENTER LOADING	0.0000

NOTE: THIS CALIBRATION WAS CARRIED OUT AT THE CUSTOMER'S PLACE AT LABORATORY AREA
THE REPORTED UNCERTAINTY OF MEASUREMENT WAS BASED ON A STANDARD UNCERTAINTY MULTIPLIED BY A COVERAGE FACTOR $k=2$, PROVIDING A LEVEL OF CONFIDENCE APPROXIMATELY 95%.

END OF CALIBRATION REPORT



คุณภาพอากาศจากปล่องระบาย



บริษัท เอส.พี.เอส. คอนซัลติ้ง เซอร์วิส จำกัด
S.P.S. CONSULTING SERVICE CO., LTD.
7 ซอยพหลโยธิน 24 ถนนพหลโยธิน แขวงจอมพล เขตจตุจักร กรุงเทพฯ 10900
7 Soi Phaholyothin 24, Phaholyothin Rd., Jompol, Chatuchak, Bangkok 10900
Tel : (662) 939-4370-72 Fax : (662) 513-4221 E-mail : sale@spscon.com., www.spscon.com

Console Calibration Report

Calibration Method

Critical Orifices

Calibration Data

Console Data		Calibration Data		
No.	Serial No.	Date	y	DH _g (mmH ₂ O)
B01	1563	02/06/2025	0.997	49.56
B02	8002514	04/06/2025	0.998	49.74
B03	1503016	02/06/2025	1.007	49.69
B04	00006659	04/06/2025	0.999	50.11
B05	00007428	02/06/2025	1.006	49.65
R01	1561	04/06/2025	1.003	49.70
R02	8002513	03/06/2025	0.998	49.82
R03	1570	03/06/2025	1.005	49.88
R04	8002519	02/06/2025	1.004	49.76
R05	1503015	04/06/2025	0.997	50.04

Remark : Accept Value of y (test) is $0.97 < y < 1.03$

Accept Value of DH_g (test) is 46.7 ± 6.4 (mmH₂O)

Calibrated by :





บริษัท เอส.พี.เอส. คอนซัลติ้ง เซอร์วิส จำกัด

S.P.S. CONSULTING SERVICE CO., LTD.

7 ซอยพหลโยธิน 24 ถนนพหลโยธิน แขวงจอมพล เขตจตุจักร กรุงเทพฯ 10900

7 Soi Phaholyothin 24, Phaholyothin Rd., Jompol, Chatuchak, Bangkok 10900

Tel : (662) 939-4370-72, Fax : (662) 513-4221, E-mail : sale@spscon.com, www.spscon.com

Pitot Tube Calibration Report

Calibration Method

Standard Pitot Tube

Calibration Data

Pitot Tube Data			Calibration Data		
No.	Type of Pitot	Coefficient of Standard Pitot	Date	Avg. of Cp (test)	
				Side A	Side B
B36	S	0.99	01/05/2025	0.84	0.84
B37	S	0.99	01/05/2025	0.84	0.83
B38	S	0.99	01/05/2025	0.85	0.84
B39	S	0.99	01/05/2025	0.85	0.84
B40	S	0.99	01/05/2025	0.84	0.83
B41	S	0.99	01/05/2025	0.85	0.84
B44	S	0.99	01/05/2025	0.84	0.84
B45	S	0.99	02/05/2025	0.84	0.84
B46	S	0.99	02/05/2025	0.84	0.83
B47	S	0.99	02/05/2025	0.83	0.84
B48	S	0.99	02/05/2025	0.85	0.84
B49	S	0.99	01/05/2025	0.84	0.84
B54	S	0.99	01/05/2025	0.84	0.85
B56	S	0.99	01/05/2025	0.85	0.84
B57	S	0.99	01/05/2025	0.84	0.84
B58	S	0.99	05/05/2025	0.83	0.84


Remark : Accept value of Cp (test) is 0.84 ± 0.01

Calibrated by :



CALIBRATION LABORATORY Co., LTD.

2/10-11,14,55 Soi Prasert Manukit 29 Yaek 4, Prasert Manukit Rd., Ladphrao, Bangkok 10230
Tel. 02-578-G353-4 Fax: 02-578-2672 www.cal-laboratory.com E-mail:sale@cal-laboratory.com



CERTIFICATE OF CALIBRATION FOR

NOMENCLATURE	VACUUM GAUGE
MANUFACTURER	HI-LIGHT
MODEL/TYPE	N/A
SERIAL NO.	N/A[64-220088-1]
CLID.NO.	212301422
JOB CONTROL NO.	240720076546

CUSTOMER S.P.S. CONSULTING SERVICE CO., LTD.
7 SOI PHAHOLYOTHIN 24 ROAD., JOMPOL,
CHATUCHAK, BANGKOK 10900

DATE OF RECEIVED : 19 July 2025

DATE OF ISSUED: 24 July 2025

The report or calibration shall not be reproduced except in full without approval of the Calibration Laboratory Co., Ltd.

Calibrated By : Sittipong Pimdee
Calibration Engineer



Approved By : Mongkol Yotsoontorn
Authorized Signatory
24 July 2025



This Calibration Certificate documents the traceability to national standards, which realize the units of measurement according to the International System of Units (SI)

Certificate No. Q24076546

F3-011-05/12-23

page 1 of 3



CALIBRATION LABORATORY Co., LTD.

211Q-11,14,55 Soi Prasert Manukit 29 Yaek 4, Prasert Manukit Rd., Ladphrao, Bangkok 10230
Tel. 02-578-Q353-4 Fax: 02-578-2672 www.cal-laboratory.com E-mail:sale@cal-laboratory.com



CALIBRATION AND
DIMENSIONAL MEASUREMENT
ACDM-2814

REPORT OF CALIBRATION

FOR

NOMENCLATURE	VACUUM GAUGE
MANUFACTURER	HI-LIGHT
MODEL/TYPE	N/A
SERIAL NO.	N/A [64-220088-1]
DATE OF CALIBRATION	23 July 2025
DUE DATE OF CALIBRATION	23 July 2026

ENVIRONMENT CONDITIONS

Temperature : $(23 \pm 2) ^\circ\text{C}$

Relative Humidity $(55 \pm 10) \% \text{RH}$

PROCEDURE USED :

This instrument was calibrated under procedure No. CLC-CPPP-05 according to DKD-R 6-1 as calibration guidelines.

The calibration was performed by direct measurement with Document Process Calibrator and Pressure Module which maintained by the Calibration Laboratory Co., Ltd.

REFERENCE STANDARD USED :

Document Process Calibrator, Fluke Model 74 1B *S/N.* 8295020 with Pressure Module Model 700PD5 *S/N.* 89404505.

TRACEABILITY :

The measurement s are traceable to International System of Units (SI), through National Institute of Metrology (Thailand).
Certificate No. MP-0040-24.

UNCERTAINTY :

The reported uncertainty is based on a standard uncertainty multiplied by coverage factor of $k = 2$. It has been evaluated according to the "Calibration of Pressure Gauges (DKD-R 6-1)" which provides a level of confidence approximately 95%.

Certificate No. Q24076546


F3-011-05/12-23

page 2 of 3



CALIBRATION LABORATORY Co., LTD.

2/1Q-11,14,55 Soi Prasert Manukit 29 Yaek 4. Prasert Manukit Rd., Ladphrao, Bangkok 10230
Tel. 02-578-D353-4 Fax: 02-578-2672 www.caHaboratory.com E-mail: sale@cal-laboratory.com



CONDITION OF CALIBRATION ITEM :RECEIVED IN GOOD OPERATIONAL CONDITION

MEASUREMENT RESULTS: (X) without adjustment () adjustment

The DUC was exercised by applying a known pressure from its zero to full scale 1 times. Then 2 series of known gauge pressure were applied. The STD reading were recorded and the means value were reported in the table below.

CALIBRATION DATA

CORRECTION OF PRESSURE

DUC Test point (inHg)	STD Reading (kPa)		Conversion to inHg		Correction (inHg)	
	Up	Down	Up	Down	Up	Down
0	0.00	0.00	0.0	0.0	0.0	0.0
-5	-15.07	-15.10	-4.5	-4.5	+0.5	+0.5
-10	-32.50	-32.84	-9.6	-9.7	+0.4	+0.3
-15	-49.44	-49.77	-14.6	-14.7	+0.4	+0.3
-20	-66.70	-66.70	-19.7	-19.7	+0.3	+0.3
-25	-83.63	-83.97	-24.7	-24.8	+0.3	+0.2
-30	-100.39	-100.39	-29.6	-29.6	+0.4	+0.4

Uncertainty of measurement ± 0.2 inHg

Transmitting fluid : Air.

Technical Note. Conversion factor 1 kPa ; 0.2953003 inHg

Note. The Scope of Accredited ANAB Certificate No. ACDM-2814 Version 012 Page 43 of 67

This report is valid for the above stated instrument/s only.

End of Certificate

Certificate No. Q24076546

F3-011-05/ 12-23



บริษัท เอส.พี.เอส. คอนซัลติ้ง เซอร์วิส จำกัด

S.P.S. CONSULTING SERVICE CO., LTD.

7 ซอยพหลโยธิน 24 ถนนพหลโยธิน แขวงจอมพล เขตจตุจักร กรุงเทพฯ 10900

7 Soi Phaholyothin 24, Phaholyothin Rd., Jompol, Chatuchak, Bangkok 10900

Tel : (662) 939-4370-72, Fax : (662) 513-4221, E-mail : sale@spscon.com, www.spscon.com

Personal Pump Calibration Report

Calibration Method : Dry Cal Primary Flowmeter

Model : Defender 510-H

S/N : 136164

Environmental Conditions

Temperature : 25 ± 3 °C
Pressure : 1010 ± 15 mmbar

Personal Pump Data				Calibration Data								
No.	Brand	Model	Serial No.	Date	Flow Rate (mL/min)						Value From Calibration Curve	
					Setting			Actual (Q std.)				
					1	2	3	1	2	3	y	R ²
B80	SKC	224-PCXR3	504569	01/07/2025	1,000	1,500	2,000	1,005	1,501	2,007	1.014x - 22.484	0.999
B81	SKC	224-PCXR3	503480	02/07/2025	1,000	1,500	2,000	997	1,494	1,995	1.005x - 14.583	1.000
B82	SKC	224-PCXR3	505673	04/07/2025	1,000	1,500	2,000	998	1,497	2,001	1.004 - 6.075	1.000
B83	SKC	224-PCXR3	510785	04/07/2025	1,000	1,500	2,000	1,009	1,501	1,998	1.003x - 7.370	0.999
B84	SKC	224-PCXR3	508333	02/07/2025	1,000	1,500	2,000	997	1,502	1,997	1.000x - 1.894	1.000
B85	SKC	224-PCXR3	505757	02/07/2025	1,000	1,500	2,000	1,002	1,503	2,004	1.004x - 7.222	1.000
B86	SKC	224-PCXR3	512625	01/07/2025	1,000	1,500	2,000	999	1,493	1,997	0.996x + 1.139	1.000
B87	SKC	224-PCXR3	504324	01/07/2025	1,000	1,500	2,000	1,001	1,498	2,002	1.001x + 0.607	1.000
B88	SKC	224-PCXR3	508307	02/07/2025	1,000	1,500	2,000	999	1,497	1,995	0.995x + 5.331	1.000
B89	SKC	224-PCXR3	509860	02/07/2025	1,000	1,500	2,000	1,003	1,494	1,998	1.007x - 15.027	0.999
B90	SKC	224-PCXR3	508366	04/07/2025	1,000	1,500	2,000	997	1,510	1,992	0.998x + 0.332	1.000
B91	SKC	224-PCXR3	510919	03/07/2025	1,000	1,500	2,000	1,005	1,503	1,999	0.990x + 13.532	1.000
B92	SKC	224-PCXR3	510987	03/07/2025	1,000	1,500	2,000	1,004	1,506	2,002	0.999x + 3.737	1.000
B93	SKC	224-PCXR3	509845	03/07/2025	1,000	1,500	2,000	997	1,501	2,004	1.008x - 12.857	1.000

Calibrated by :



บริษัท เอส.พี.เอส. คอนซัลติ้ง เซอร์วิส จำกัด
S.P.S. CONSULTING SERVICE CO., LTD.
 7 ซอยพหลโยธิน 24 ถนนพหลโยธิน แขวงจอมพล เขตจตุจักร กรุงเทพฯ 10900
 7 Soi Phaholyothin 24, Phaholyothin Rd., Jompol, Chatuchak, Bangkok 10900
 Tel : (662) 939-4370-72. Fax : (662) 513-4221. E-mail : sale@spscon.com.. www.spscon.com

Rotameter Calibration Report (For Personal Pump High Flow Adjust)

Calibration Method : Dry Cal Primary Flowmeter

Model : Defender 510-H

S/N : 136164

Calibration Data

Rotameter Data			Calibration Data								
No.	Brand	Model	Date	Flow Rate (mL/min)						Value From Calibration Curve	
				Flow Rate (Reading)			Actual (Q std.)				
				1	2	3	1	2	3	y	R ²
H-B01	Dwyer	VFB-65	02/07/2025	500	1,000	2,000	498.8	1001.4	2005.7	0.996x + 4.876	1.000
H-B02	Dwyer	VFB-65	02/07/2025	500	1,000	2,000	501.6	1001.3	1997.6	0.997x + 5.643	1.000
H-B03	Dwyer	VFB-65	03/07/2025	500	1,000	2,000	499.3	1001.9	1990.3	0.998x + 3.307	0.999
H-B04	Dwyer	VFB-65	04/07/2025	500	1,000	2,000	501.3	997.3	2005.9	1.000x + 1.052	1.000
H-B05	Dwyer	VFB-65	02/07/2025	500	1,000	2,000	501.6	998.8	2005.5	1.003x - 1.210	1.000
H-B06	Dwyer	VFB-65	03/07/2025	500	1,000	2,000	500.9	1001.3	1990.6	0.997x + 5.814	0.999
H-B07	Dwyer	VFB-65	04/07/2025	500	1,000	2,000	501.9	1001.7	2009.2	0.999x - 1.217	1.000
H-B08	Dwyer	VFB-65	04/07/2025	500	1,000	2,000	499.0	998.4	2006.7	1.002x - 9.084	0.999
H-B09	Dwyer	VFB-65	02/07/2025	500	1,000	2,000	498.8	1000.5	1998.8	1.001x - 1.402	1.000
H-B10	Dwyer	VFB-65	02/07/2025	500	1,000	2,000	500.2	1000.6	2001.7	0.999x + 3.178	1.000

Calibrated by :

()



CERTIFICATE No : 25M2254

REFERENCE No : 76365-1

PAGE : 1 OF 2

Certificate of Calibration

EQUIPMENT : DIGITAL BALANCE

MANUFACTURER : METTLER TOLEDO

MODEL : XS105DU

SERIAL No : 1126422905

ID No : BA05/50

CONDITION AS RECEIVED : USED ITEM

SUBMITTED BY : S.P.S. CONSULTING SERVICE CO., LTD.
7 SOI PHAHOLYOTHIN 24, PHAHOLYOTHIN RD.,
JOMPOL, CHATUCHAK, BANGKOK 10900

CALIBRATED BY : ATSAWIN Y.

CALIBRATION DATE : 07-Mar-25

APPROVED BY : 
PONGSAK J.

ISSUED DATE : 13-Mar-25

RECEIVED DATE : 07-Mar-25

THIS CERTIFICATE MAY NOT BE REPRODUCED OTHER THAN IN FULL EXCEPT WITH THE PRIOR WRITTEN APPROVAL OF
QUALITY CALIBRATION CO., LTD.





CERTIFICATE No : 25M2254

PAGE : 2 OF 2

Calibration Report

EQUIPMENT : DIGITAL BALANCE MODEL : XS105DU
MANUFACTURER : METTLER TOLEDO S/N : 1126422905
ID No : BA05/50 RECEIVED DATE : 07-Mar-25
AIR PRESSURE : 1009mbar \pm 1mbar CALIBRATION DATE : 07-Mar-25
AMBIENT TEMPERATURE : 24°C \pm 1°C RELATIVE HUMIDITY : 54 %RH \pm 10 % RH

CONDITION OF THIS RESULTS OF CALIBRATION

1. THIS INSTRUMENT WAS CALIBRATED BY ACCORDING TO UKAS LAB 14 EDITION 6:2019 BY USING KNOWN WEIGHT STANDARD WEIGHT. THE BALANCE WAS NOT ADJUSTED BEFORE CALIBRATION. THE BALANCE HAS NO ZERO TRACKING FUNCTION. REPEATABILITY WAS MEASURED BY USING 10 REPEATED MEASUREMENTS. LINEARITY WAS MEASURED COVERING 10 POINTS, EVENLY SPREAD OVER THE RANGE. THE INSTRUMENT WAS SET ZERO BEFORE PERFORMING THE LINEARITY TEST. OFF-CENTER LOADING WAS MEASURED BY USING STANDARD WEIGHTS PLACED ON THE PAN AND MOVED TO VARIOUS POSITIONS ON THE PAN.

2. REFERENCE STANDARD INSTRUMENTS :-

INSTRUMENT	MODEL	SERIAL No	CERTIFICATE No	DUE DATE
1) STANDARD WEIGHT SET	E2	QK-I-151	C02250116	28-Jan-27
2) STANDARD WEIGHT	E2	15843	C02250117	29-Jan-27

3. THE CERTIFICATE IS VALID FOR THE ITEM CALIBRATED AS SHOWN ON THE DATE AND PLACE OF CALIBRATION ONLY.

4. THIS RESULT EXCLUDE LONG TERM STABILITY OF THE UNIT UNDER CALIBRATION.

5. THIS CERTIFICATE IS TRACEABLE TO THE INTERNATIONAL SYSTEM OF UNIT MAINTAINED AT:-

- NATIONAL INSTITUTE OF METROLOGY (THAILAND)

RESULT OF CALIBRATION :- WITHOUT ADJUSTMENT

1. ZERO SETTING FUNCTION : NORMAL

2. TARE FUNCTION : NORMAL

3. REPEATABILITY OF READING AT 120 g WAS 0.000055 g

4. DEPARTURE FROM NOMINAL VALUE/ LINEARITY

NOMINAL VALUE (g)	BALANCE READING (g)	CORRECTION (g)	UNCERTAINTY (\pm g)
0.00	0.00000	0.00000	0.000065
0.02	0.01999	0.00001	0.000065
0.10	0.10001	-0.00001	0.000066
0.20	0.20001	-0.00001	0.000066
0.50	0.50002	-0.00002	0.000065
1.00	1.00003	-0.00003	0.000066
2.00	2.00001	-0.00001	0.000067
5.00	5.00002	-0.00002	0.000068
10.00	10.00000	0.00000	0.000070
20.00	20.00004	-0.00004	0.000078
50.00	50.00000	0.00000	0.00013
100.00	100.0001	-0.0001	0.00019
120.00	120.0002	-0.0002	0.00022

5. OFF CENTER LOADING ERROR



POINT	READING (g)
1	50.0000
2	50.0000
3	50.0000
4	50.0000
5	50.0000
OFF-CENTER LOADING	0.0000

NOTE: THIS CALIBRATION WAS CARRIED OUT AT THE CUSTOMER'S PLACE AT LABORATORY AREA
THE REPORTED UNCERTAINTY OF MEASUREMENT WAS BASED ON A STANDARD UNCERTAINTY MULTIPLIED BY A COVERAGE FACTOR $k=2$, PROVIDING A LEVEL OF CONFIDENCE APPROXIMATELY 95%.

END OF CALIBRATION REPORT



Cert. No. : SP24020

Pages 1 of 3

Calibration Certificate

Equipment : UV-VIS SPECTROPHOTOMETER

Manufacturer : PERKINELMER

Model : LAMBDA 25

Serial No.: 501S14123010

ID No.: SP03/58

Calibration Mode : WAVELENGTH ACCURACY
PHOTOMETRIC ACCURACY

Condition As Found : GOOD

Customer : S.P.S. CONSULTING SERVICE CO., LTD.
7 SOI PHAHOLYOTHIN 24, PHAHOLYOTHIN ROAD,
CHOMPHON, CHATUCHAK,
BANGKOK 10900, THAILAND.

Location : WET CHEMISTRY LABORATORY IV

Ambient Temperature : (28.1 ± 5) °C

Relative Humidity : (47.2 ± 25) %

Received Date : 27 AUGUST 2024

Calibration Date : 27 AUGUST 2024

Date of Issue : 27 AUGUST 2024

Calibrated by :

Nathakorn Pisutpaisan

Approved by :



SITHIPORN ASSOCIATES CO., LTD.

CALIBRATION LABORATORY

451-451/1 Sirinthorn Road, Banglumru, Bangplud, Bangkok, 10700 Thailand
Tel. +66 2433 8331 Email : calibration@sithiporn.com

SITHIPORN
associates



Cert. No. : SP24020

Job No. : VC67SP0013

Pages : 2 of 3

Calibration Method :

This instrument was calibrated by using on-site calibration procedure In-house method : CP-SP-01

The calibration procedure to direct measurement wavelength accuracy by using wavelength standard solution, Photometric accuracy by using absorbance standard filter and absorbance standard solution

The calibration procedure used was based on ASTM E275-01, ASTM E925-02

Condition of this result of calibration :

1. Certified reference materials

Material	Ref. type	Cell serial No.	Cert. No.	Due Date
Holmium liquid	RM-HL	29706	106864	01/11/2024
Didymium liquid	RM-DL	28912	106905	02/11/2024
Neutral density filter	RM-1N2N3N	13877	106918	03/11/2024
Potassium dichromate solutions	RM-0204060810	14204	106902	02/11/2024
Potassium Iodide solution	-	KI-0701-001	CI-0185-24	14/05/2026

2. This result of calibration was found accurate as shown on date and place of calibration only.

3. This certificate is traceable to the international system of unit maintained at :

3.1 The UK National Physical Laboratory (NPL)

3.2 The National Institute of Standards and Technology, NIST.

Result of calibration : Wavelength Accuracy

(Without adjustment)

Material	Certified Values of Reference Material (nm)	UUC* Reading (nm)	Error (nm)	Uncertainty ± (nm)	k Factor
RM-HL	278.13	278.3	0.17	0.16	2.00
	361.25	361.4	0.15	0.16	2.00
	467.82	467.7	-0.12	0.16	2.00
	536.56	536.5	-0.06	0.16	2.00
	640.50	640.4	-0.10	0.16	2.00
RM-DL	740.09	739.9	-0.19	0.16	2.00
	864.94	865.2	0.26	0.16	2.00

UUC* = Unit Under Calibration

SITHIPORN ASSOCIATES CO., LTD.

CALIBRATION LABORATORY

451-451/1 Sirinthorn Road, Bangbunru, Bangplud, Bangkok, 10700 Thailand
Tel. +66 2433 8331 Email : calibration@sithiporn.com

SITHIPORN
associates



Cert. No. : SP24020

Job No. : VC67SP0013

Pages : 3 of 3

Result of calibration : Photometric Accuracy

(Without adjustment)

Material	Wavelength (nm)	Filter S/N	Nominal Absorbance (A)	Certified Absorbance (A)	UUC* Reading Absorbance (A)	Error (A)	Uncertainty ± (A)	k Factor
Neutral Density glass filter	440.0	29360	1.0	1.0517	1.0550	0.0033	0.0029	2.00
		29914	0.7	0.7445	0.7460	0.0015	0.0029	2.00
		29381	0.5	0.5416	0.5431	0.0015	0.0030	2.00
	546.1	29360	1.0	0.9821	0.9820	-0.0001	0.0028	2.00
		29914	0.7	0.6961	0.6958	-0.0003	0.0028	2.00
		29381	0.5	0.5073	0.5080	0.0007	0.0029	2.00
	590.0	29360	1.0	1.0222	1.0210	-0.0012	0.0028	2.00
		29914	0.7	0.7237	0.7221	-0.0016	0.0029	2.00
		29381	0.5	0.5361	0.5361	0.0000	0.0031	2.00
	635.0	29360	1.0	0.9753	0.9745	-0.0008	0.0028	2.00
		29914	0.7	0.6910	0.6900	-0.0010	0.0029	2.00
		29381	0.5	0.5211	0.5210	-0.0001	0.0032	2.00
Material	Wavelength (nm)	Solution (mg/l)	Certified Absorbance (A)	UUC* Reading Absorbance (A)	Error (A)	Uncertainty ± (A)	k Factor	
RM-0204060810	235.0	20	0.2422	0.2418	-0.0004	0.0101	2.00	
		40	0.4866	0.4852	-0.0014	0.0115	2.00	
		60	0.7414	0.7389	-0.0025	0.0067	2.00	
		80	0.9858	0.9842	-0.0016	0.0093	2.00	
		100	1.2442	1.2414	-0.0028	0.0086	2.00	

UUC* = Unit Under Calibration

Condition of this result of calibration : Spectrophotometer PERKINELMER Model Lambda 25 S/N 501S14123010

Resolution of Wavelength Mode	0.1 nm
Resolution of Photometric Mode	0.0001 A
Parameter Setting	
Measurement Mode	Wavelength, Absorbance
Wavelength Scan	1100 nm-190 nm
Scanning Speed	7.5 nm/min
Data Pitch	0.1 nm
Band width(Wavelength)	1.0 nm
Band width(Vis)	1.0 nm
Band width(Uv)	1.0 nm

Stray Light** UUC* Reading at 220 nm	
Transmission T(%)	Absorbance(A)
0.0117	3.8659

**Specific Acceptance :

Transmission \leq 1.0 T(%), Absorbance \geq 2.0 A

**Stray light not TISI Accredited

The reported uncertainty is based on a standard uncertainty multiplied by a coverage factor k , providing a level of confidence of approximately 95%

End of Calibration Certificate

ระดับเสียงในบรรยากาศ



THAILAND INSTITUTE OF SCIENTIFIC AND TECHNOLOGICAL RESEARCH (TISTR)

Request No. 21-68/0220

MTC No. EEL. BP. 45/0268

CALIBRATION CERTIFICATE

Submitted by : S.P.S.Consulting Service Co.,Ltd.

Address : 7 Soi Phaholyothin 24, Phaholyothin Road, Jompol, Chatuchak, Bangkok 10900.

Calibrated at : Electrical and Electronic Standards Laboratory, Industrial Metrology and Testing Service Centre.
Soi 1C, Bangpoo Industrial Estate, Sukhumvit Rd., Muang, Samutprakan 10280.

Instrument Calibrated :

Description : Acoustic Calibrator

Manufacturer : Cirrus Research plc

Model : CR:515

Serial No. : 92002

Ambient Environment

Temperature : $(23 \pm 3) ^\circ\text{C}$

Relative Humidity : $(50 \pm 15) \%$

Ambient Pressure : $(101.325 \pm 1.500) \text{ kPa}$

- Standards used :
1. Digital Function Synthesizer NF Electronic DF-193A S/N 122037.
 2. Measuring Amplifier Bruel&Kjaer 2636 S/N 1537484.
 3. Programmable Attenuator Tamagawa TPA-303A S/N OF 2214.
 4. Digital Multimeter Agilent 34401A S/N MY44005560.
 5. Pressure Transmitter Vaisala PTB202AD S/N T0650001.
 6. Audio Analyzer Panasonic VP-7722A S/N 041477D122.
 7. Condenser Microphone B&K 4180 S/N 2889871.

Calibration Procedure: CP-102-04 based on IEC 60942-2003; The sound pressure level generated by sound calibrator under test shall be measured by standard microphone using an insert voltage technique.

This instrument has been calibrated against standards maintained at Electrical and Electronic Standards Laboratory (EEL), which are traceable to the International System of Units through the National Institute of Metrology (Thailand).

The information on actual reading is attached herewith and the uncertainty limits quoted refer to the measured values only.

Date of Receipt : 19 Feb. 2025

Date of Calibration : 21 Feb. 2025

1 / 2
W

The results relate only to the items tested/calibrated or value assigned.

Advertising the Report/Certificate and publicity of the results except in full are prohibited unless written permission is obtained from the governor of TISTR.

FM.BL.MTC.002 Rev.5

Head Office
35 Mu 3 Tambon Khlong Ha, Amphoe Khlong Luang,
Changwat Pathumthani 12120, Thailand
Tel. (66) 0 2577 9036
Fax. (66) 0 2577 9009

Office/Laboratory
668 Mu 2 Tambon Bangpoomai, Amphoe Muang Samutprakan,
Changwat Samutprakan 10280, Thailand
Tel. (66) 0 2323 1672-80 ext. 115, 116
(66) 08 3219 9440
E-mail : mtc@tistr.or.th Website : www.tistr.or.th

Office
196 Phahonyothin Road, Ladyao, Chatuchak,
Bangkok 10900, Thailand
Tel. (66) 0 2579 1121-30 ext. 5219, 5225, 5217
(66) 08 1889 6827

THAILAND INSTITUTE OF SCIENTIFIC AND TECHNOLOGICAL RESEARCH (TISTR)

Request No. 21-68/0220

MTC No. EEL. BP. 45/0268

The reported expanded uncertainty is based upon a standard uncertainty multiplied by a coverage factor $k = 2$, providing a level of confidence of approximately 95%.

Nominal Output of Unit Under Test = 94 dB re 20 μ Pa at 1000 Hz

Acoustic Output in dB re 20 μ Pa, Corrected to Reference Conditions: 101.325 kPa, 23.0 °C and 50 %RH.

1. Sound Pressure Level

Standard Microphone Type	Measured Sound Pressure Level (dB)	Deviated value (dB)	Uncertainty (dB)	Tolerance limit IEC60942:2003 Class 1
1/2 inch Bruel&Kjaer 4180	93.98	-0.02	± 0.10	± 0.40 dB

2. Frequency

Standard Microphone Type	Measured Frequency (Hz)	Deviated value (Hz)	Uncertainty (Hz)	Tolerance limit IEC60942:2003 Class 1
1/2 inch Bruel&Kjaer 4180	1000.1	0.1	± 1.5	$\pm 1.0\%$

3. Total Distortion

Standard Microphone Type	Measured Total Distortion (%)	Uncertainty (%)	Tolerance limit IEC60942:2003 Class 1
1/2 inch Bruel&Kjaer 4180	0.65	± 0.50	$\pm 3.0\%$

Note : 1. No adjustment.

2. The calibrator pressure correction was not included.

3. The microphone volume correction was not included.

Calibrated by

Approved by



Director

Electrical and Electronic Standards Laboratory

Industrial Metrology and Testing Service Centre

Date of Calibration : 21 Feb. 2025

Date of Issue : 24 Feb. 2025

Ref : 2011268021900739002

End of Certificate

2 / 2

The results relate only to the items tested/calibrated or value assigned.

Advertising the Report/Certificate and publicity of the results except in full are prohibited unless written permission is obtained from the governor of TISTR.

FM.BLMTC.002 Rev.5

Head Office

35 Mu 3 Tambon Khlong Ha, Amphoe Khlong Luang,
Changwat Pathumthani 12120, Thailand
Tel. (66) 0 2577 9036
Fax. (66) 0 2577 9009

Office/Laboratory

668 Mu 2 Tambon Bangpoomai, Amphoe Muang Samutprakan,
Changwat Samutprakan 10280, Thailand
Tel. (66) 0 2323 1672-80 ext. 115, 116
(66) 08 3219 9440
E-mail : mtc@tistr.or.th Website : www.tistr.or.th

Office

196 Phahonyothin Road, Ladyao, Chatuchak,
Bangkok 10900, Thailand
Tel. (66) 0 2579 1121-30 ext. 5219, 5225, 5217
(66) 08 1889 6827



บริษัท เอส.พี.เอส. คอนซัลติ้ง เซอร์วิส จำกัด
S.P.S. CONSULTING SERVICE CO., LTD.
7 ซอยพหลโยธิน 24 ถนนพหลโยธิน แขวงจอมพล เขตจตุจักร กรุงเทพฯ 10900
7 Soi Phaholyothin 24, Phaholyothin Rd., Jompol, Chatuchak, Bangkok 10900
Tel : (662) 939-4370-72, Fax : (662) 513-4221, E-mail : sale@spscon.com., www.spscon.com

Noise B_352/25

Sound Level Meter Calibration Report

Acoustic Calibrator Data

Brand	CIRRUS	Number	AC-CR01/63
Model	CR515	Serial No.	92002
Calibration Range	94 dB, 1000 Hz	Last Calibration	21 February 2025
		Due Date	21 February 2026

Calibration Data

Sound Level Meter Data

Calibration Data

SLM No.	Brand	Model	Serial No.	Date	Actual Reading [dB]	
					Before Adjustment	After Adjustment
CR-B01	Cirrus	CR161B	G301393	20 July 2025	94.0	94.0
CR-B02	Cirrus	CR161B	G301157	20 July 2025	94.0	94.0
CR-B04	Cirrus	CR161B	G301404	20 July 2025	93.8	94.0
CR-B10	Cirrus	CR161B	G301407	20 July 2025	93.9	94.0
Acoustic Certified Value : Thailand Institute of Scientific and Technological Research (TISTR)					93.98 ± 0.10 dB	

Calibrated by :

(Mr./Ms./Add Bangkok)

คุณภาพน้ำ

Certificate of Calibration

Certificate No. : 68-400046-2

Page : 1 of 2

Submitted by : S. P. S Consulting Service Co., Ltd.

7 Soi Phaholyothin 24, Phaholyothin Rd., Jompol, Chatuchak, Bangkok 10900

Equipment : Liquid in Glass Thermometer

Manufacturer : SK

Model : N/A

Range : 0 °C to 100 °C

Resolution : 1 °C

Serial No. : N/A

Immersion : Total

ID No. : TM21/59

Environment : Ambient Temperature : (23 ± 2) °C

Relative Humidity : (50 ± 15) %

Line Voltage : (220 ± 22) VAC

Date of Received : 21 January 2025

Date of Calibration : 24 January 2025

Date of Issue : 24 January 2025

Calibrated by : Chortip Samchusri

Calibration Method : This instrument was calibrated by In-house method comparison technique CAL-M4001 based on ASTM E77-07 by compared with PRT in the liquid bath at the constant controlled temperature.

The temperature scale used was based on ITS-90

Reference Standard Instruments : This certification is traceable to the International System of Units

1. Platinum Resistance Thermometer (PRT)

ID No.	Cert. No.	Due Date	Traceability
400001	TT-0023-24	16 Feb 2026	National Institute of Metrology Thailand (NIMT)

2. Standard Digital Thermometer

ID No.	Cert. No.	Due Date	Traceability
400003	23E1866	01 Jun 2025	National Institute of Metrology Thailand (NIMT)
400004	23E1866	01 Jun 2025	National Institute of Metrology Thailand (NIMT)

Approved by

(Permon Chanpu)

Supervisor

The Uncertainties are for a confidence probability of approximately 95%

This certificate may not be reproduced other than in full except with the prior written approval of the Calibratech Co.,Ltd.



Certificate of Calibration

Certificate No. : 68-400046-2

Page : 2 of 2

Result of Calibration : Without Adjustment

UUC Condition As-Received : Good

Function : Temperature measurement

Ice point check : UUC* reading 0 °C Standard reading 0.4429 °C

Standard Reading (°C)	UUC Reading (°C)	Correction (°C)	Uncertainty (± °C)
20.4801	20	0.5	0.31

Remark

UUC : Unit Under Calibration

This result of calibration was found accurate as shown on date and place of calibration only.

This reported uncertainty of measurement was based on a standard uncertainty multiplied by a coverage factor $k = 2$, providing a level of confidence of approximately 95%

- ๐0๐ -





CALIBRATION LABORATORY Co., LTD.

2/10-11,14,55 Soi Prasert Manukit 29 Yaek 4, Prasert Manukit Rd., Ladphrao, Bangkok 10230
Tel. 02-578-0353-4 Fax: 02-578-2672 www.cal-laboratory.com E-mail:sale@cal-laboratory.com



CERTIFICATE OF CALIBRATION FOR

NOMENCLATURE : CONDUCTIVITY METER
MANUFACTURER : METTLER TOLEDO
MODEL / TYPE : SEVEN COMPACT S230
SERIAL NO. : C141708983/5821320179[CD 05/65]
CLID. NO. : 272300452
JOB CONTROL NO. : 250204013412
CALIBRATION SERVICE : ☒ IN-LABORATORY ☐ ON-SITE

CUSTOMER : S.P.S. CONSULTING SERVICE CO., LTD.
7 SOI PHAHOLYOTHIN 24 ROAD, JOMPOL,
CHATUCHAK, BANGKOK 10900

DATE OF RECEIVED : 04 February 2025

DATE OF ISSUED : 06 February 2025

The report of calibration shall not be reproduced except in full without approval of the calibration Laboratory Co., Ltd.

Calibrated By : Sukgasem Sechanart

Wenick Inchaisri

Calibration Engineer



Approved By :

Mongkol Yotsoontorn

Authorized Signatory

06 February 2025



This Calibration Certificate documents the traceability to national standards, which realize the units of measurement according to the International System of Units (SI)

Certificate No. Q25013412

F3-011-05/12-23

page 1 of 4



@clccalibration

REPORT OF CALIBRATION

FOR

NOMENCLATURE	:	CONDUCTIVITY METER
MANUFACTURER	:	METTLER TOLEDO
MODEL / TYPE	:	SEVEN COMPACT S230
SERIAL NO.	:	C141708983/5821320179[CD 05/65]
DATE OF CALIBRATION	:	05 February 2025

ENVIRONMENT CONDITIONS :

Temperature : $(25 \pm 2.5) ^\circ\text{C}$

Relative Humidity : $(50 \pm 15) \% \text{ RH}$

PROCEDURE USED :

This instrument [Conductivity Meter] was calibrated under procedure No. **WI-305-130**.

The calibration was performed by direct measurement with Certified Reference Material (CRM) and Reference Material (RM) .

This instrument [Temperature] was calibrated by comparison with Calibration Bath, Precision Thermometer and IPRT which maintained by the Calibration Laboratory Co., Ltd.

REFERENCE STANDARD USED :

1. Conductivity Solution , Hanna Product Code HI 7033L Lot Number 7830.
2. Potassium Chloride Solution (nominal 1.41 mS/cm)
3. Potassium Chloride Solution (nominal 12.8 mS/cm)
4. Calibration Bath, Kambic Model OB-22/2 ULT S/N. 17115653.
5. Precision Thermometer, ASL Model F201 S/N. 016168/09.
6. IPRT, ASL Model T100-250-1D S/N. PO106346-1-13.





CALIBRATION LABORATORY Co., LTD.

2/10-11,14,55 Soi Prasert Manukit 29 Yaek 4, Prasert Manukit Rd., Ladphrao, Bangkok 10230
Tel. 02-578-0353-4 Fax: 02-578-2672 www.cal-laboratory.com E-mail:sale@cal-laboratory.com



TRACEABILITY :

1. The measurements are traceable to International System of Units (SI) , through Hanna instruments.

Certificate No. 20F21 , Due Date June 2025 .

2. The measurements are traceable to International System of Units (SI) , through Sigma-Aldrich Canada Co.

Certificate No. HC30595403 , Due Date 31 January 2026 .

3. The measurements are traceable to International System of Units (SI) , through Sigma-Aldrich Canada Co.

Certificate No. HC20111554 , Due Date 30 September 2025.

4. The measurements are traceable to International System of Units (SI) , through Calibration Laboratory Co , Ltd.

Certificate No. Q24120999, Due Date 26 November 2025.

5. The measurements are traceable to International System of Units (SI) , through Thailand Institute of Scientific and Technological Research (TISTR). Certificate No. PSL-T 0424/67, Due Date 21 February 2025.

6. The measurements are traceable to International System of Units (SI) , through National Institute of Metrology (Thailand).

Certificate No. TT-0035-24, Due Date 01 March 2025.

UNCERTAINTY :

The reported expanded uncertainty of measurement is stated as the standard uncertainty of measurement multiplied by the coverage factor complies with the table which for a normal distribution corresponds to a coverage probability of approximately 95 %.

It has been evaluated according to the "Evaluation of the Uncertainty of Measurement in Calibration (EA-4/02 M:2022)"

Certificate No. Q25013412

F3-011-05/12-23

page 3 of 4



@clccalibration

CONDITION OF CALIBRATION ITEM : RECEIVED IN GOOD OPERATIONAL CONDITION

MEASUREMENT RESULTS : (X) without adjustment () adjustment

The table in the following gives the calibration results and associated measurement uncertainties of Conductivity Meter.

CALIBRATION DATA

1. Conductivity Solution Test @ 25°C

Standard Conductivity Solution	DUC Reading	Uncertainty of Measurement	k Factor
*84.00 $\mu\text{S/cm}$	84.02 $\mu\text{S/cm}$ [Cell Constant 0.548589]	$\pm 1.00 \mu\text{S/cm}$	2,00
1414.0 $\mu\text{S/cm}$	1414 $\mu\text{S/cm}$ [Cell Constant 0.548589]	$\pm 21.0 \mu\text{S/cm}$	2,00
12.83 mS/cm	12.84 mS/cm [Cell Constant 0.548589]	$\pm 0.19 \text{ mS/cm}$	2,00

Note. The Scope of Accredited TISI Certificate No. 23-LB0092 Issue 02 Page 91 of 138

* means Calibrations marked "Not TISI Accredited" in this Certificate have been included for completeness.

*2. TEMPERATURE RESULT

Immersion depth (mm)	Actual Temperature (°C)	DUC Reading (°C)	Correction (°C)	Uncertainty \pm (°C)
100	25.01	24.9	+0.11	0.07

Technical Note. Type of sensor : Conductivity Probe

Probe Ø 12 mm

The reported uncertainty is based on a standard uncertainty multiplied by coverage factor of $k = 2,00$.

Note. * means Calibrations marked "Not TISI Accredited" in this Certificate have been included for completeness.

This report is valid for the above stated instrument/s only.

End of Certificate

Certificate No. Q25013412

F3-011-05/12-23

page 4 of 4





Certificate of Calibration

Cert.No.: 25CH217

Page.: 1 of 3

Equipment :	Turbidity Meter
Manufacturer :	Eutech
Model :	CyberScan WLTB1000
Serial No. :	201802206
ID. No. :	TB 02/50
Condition As-Received:	Used Item
Received Date :	17 February 2025
Calibration Date :	18 February 2025
Reference :	2502-0500WN-1
Submitted by :	S.P.S. Consulting Service Co.,Ltd. 7 Phaholyothin 24, Phaholyothin Road., Jompol, Chatuchak, Bangkok 10900
Ambient Temperature :	(25 ± 2.5) °C
Relative Humidity :	(50 ± 20) %
Calibration Procedure :	In - house method : CP-CH11 Direct measurement by using Formazin standard solution
Calibrated by :	Walalak Sirithean
Approved by :	<hr/> Approved Signatory
() Chakrit Waewwanjua	
() Ponpan Paipim	
(✓) Saithip Meangmai	
Issue Date :	21 February 2025

The Uncertainties are for a confidence probability of approximately 95%

This certificate may not be reproduced other than in full, except with the prior written
Approval of the head of Calibration and Testing Equipment Services.



Cert.No. : 25CH217

Page. : 2 of 3

Condition of this calibration result

1. Reference Standard Instruments :

<u>Instruments</u>	<u>Serial No.</u>	<u>ID No.</u>	<u>Certificate No.</u>	<u>Due date</u>
1) Thermo-Hygraph	1103328	130EC010	24H1372	12 July 2025
2) Electronic Balance	14233821	110RC001	24MM131	04 July 2025

- This Certification is traceable to SI Through Technology Promotion Association (Thailand - Japan)

2. Standard Material : The Formazin suspension has been prepared gravimetric from

<u>Material</u>	<u>Manufacturer</u>	<u>Lot No.</u>	<u>Assay</u>
1) Hexamethylenetetramine	HIMEDIA	0000493947	99.65%
2) Hydrazinium Sulfate	HIMEDIA	0000522014	99.40%

3. This certificate is valid only to the item calibrated on date and place of calibration.

Calibration result

Performing three - Formazin suspension standard curve by using 0,10,1000 NTU

Turbidity Meter Serial Number : 201802206

Standard Formazine suspension (NTU)	UUC* Reading (NTU)	Error (NTU)	Uncertainty of Measurement (± NTU)	Coverage Factor <i>k</i>	Tolerance Limit (± NTU)	Judgement
20	19.4	-0.6	0.38	2.00	2.0	Pass
40	39.9	-0.1	0.40	2.00	2.0	Pass
100	98.9	-1.1	0.70	2.00	2.0	Pass
400	391	-9	1.5	2.05	20.0	Pass

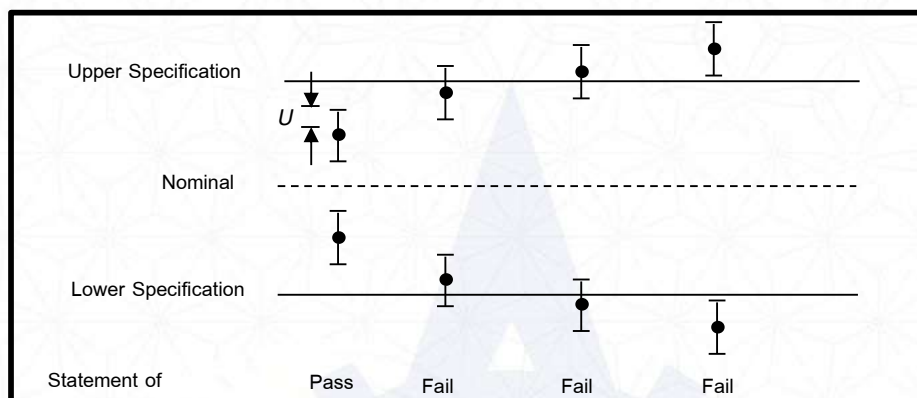
Remark - UUC* = Unit Under Calibration
- NTU = Nephelometric Turbidity Units



Decision Rule : The decision rule is prescribed by customer ($\text{Error} \pm \text{Uncertainty} < \text{Specification}$)

Statement of conformity are reported as :

- Pass - the measured value included the measurement uncertainty is below the acceptance limit.
- Fail - the measured value included the measurement uncertainty is above the acceptance limit.



$U=95\%$ expanded measurement uncertainty

Tolerance Limit (Specification Limit) provided by customer

Tolerance Limit (TL) (Specification Limit) : specified upper or lower bound of permissible values of property.

Acceptance Limit (AL) : specified upper or lower bound of permissible measured quantity values.

The reported uncertainty of measurement was based on a standard uncertainty multiplied by a coverage factor k , providing a level of confidence of approximately 95 %.

-o0o-

Cert. No. : SP24020

Pages 1 of 3

Calibration Certificate

Equipment : UV-VIS SPECTROPHOTOMETER
Manufacturer : PERKINELMER
Model : LAMBDA 25
Serial No.: 501S14123010
ID No.: SP03/58
Calibration Mode : WAVELENGTH ACCURACY
PHOTOMETRIC ACCURACY

Condition As Found : GOOD

Customer : S.P.S. CONSULTING SERVICE CO., LTD.
7 SOI PHAHOLYOTHIN 24, PHAHOLYOTHIN ROAD,
CHOMPHON, CHATUCHAK,
BANGKOK 10900, THAILAND.

Location : WET CHEMISTRY LABORATORY IV

Ambient Temperature : (28.1 ± 5) °C
Relative Humidity : (47.2 ± 25) %

Received Date : 27 AUGUST 2024
Calibration Date : 27 AUGUST 2024
Date of Issue : 27 AUGUST 2024

Calibrated by :

Nathakorn Pisutpaisan

Approved by :

(Thanakul Petchurai)

SITHIPORN ASSOCIATES CO., LTD.

CALIBRATION LABORATORY

451-451/1 Sirinthorn Road, Banglumru, Bangplud, Bangkok, 10700 Thailand
Tel. +66 2433 8331 Email : calibration@sithiporn.com

SITHIPORN
associates



Cert. No. : SP24020

Job No. : VC67SP0013

Pages : 2 of 3

Calibration Method :

This instrument was calibrated by using on-site calibration procedure In-house method : CP-SP-01

The calibration procedure to direct measurement wavelength accuracy by using wavelength standard solution, Photometric accuracy by using absorbance standard filter and absorbance standard solution

The calibration procedure used was based on ASTM E275-01, ASTM E925-02

Condition of this result of calibration :

1. Certified reference materials

Material	Ref. type	Cell serial No.	Cert. No.	Due Date
Holmium liquid	RM-HL	29706	106864	01/11/2024
Didymium liquid	RM-DL	28912	106905	02/11/2024
Neutral density filter	RM-1N2N3N	13877	106918	03/11/2024
Potassium dichromate solutions	RM-0204060810	14204	106902	02/11/2024
Potassium Iodide solution	-	KI-0701-001	CI-0185-24	14/05/2026

2. This result of calibration was found accurate as shown on date and place of calibration only.

3. This certificate is traceable to the international system of unit maintained at :

3.1 The UK National Physical Laboratory (NPL)

3.2 The National Institute of Standards and Technology, NIST.

Result of calibration : Wavelength Accuracy

(Without adjustment)

Material	Certified Values of Reference Material (nm)	UUC* Reading (nm)	Error (nm)	Uncertainty \pm (nm)	k Factor
RM-HL	278.13	278.3	0.17	0.16	2.00
	361.25	361.4	0.15	0.16	2.00
	467.82	467.7	-0.12	0.16	2.00
	536.56	536.5	-0.06	0.16	2.00
	640.50	640.4	-0.10	0.16	2.00
RM-DL	740.09	739.9	-0.19	0.16	2.00
	864.94	865.2	0.26	0.16	2.00

UUC* = Unit Under Calibration

SITHIPORN ASSOCIATES CO., LTD.

CALIBRATION LABORATORY

451-451/1 Sirinthorn Road, Bangbunru, Bangplud, Bangkok, 10700 Thailand
Tel. +66 2433 8331 Email : calibration@sithiporn.com

SITHIPORN
associates



Cert. No. : SP24020

Job No. : VC67SP0013

Pages : 3 of 3

Result of calibration : Photometric Accuracy

(Without adjustment)

Material	Wavelength (nm)	Filter S/N	Nominal Absorbance (A)	Certified Absorbance (A)	UUC* Reading Absorbance (A)	Error (A)	Uncertainty ± (A)	k Factor
Neutral Density glass filter	440.0	29360	1.0	1.0517	1.0550	0.0033	0.0029	2.00
		29914	0.7	0.7445	0.7460	0.0015	0.0029	2.00
		29381	0.5	0.5416	0.5431	0.0015	0.0030	2.00
	546.1	29360	1.0	0.9821	0.9820	-0.0001	0.0028	2.00
		29914	0.7	0.6961	0.6958	-0.0003	0.0028	2.00
		29381	0.5	0.5073	0.5080	0.0007	0.0029	2.00
	590.0	29360	1.0	1.0222	1.0210	-0.0012	0.0028	2.00
		29914	0.7	0.7237	0.7221	-0.0016	0.0029	2.00
		29381	0.5	0.5361	0.5361	0.0000	0.0031	2.00
	635.0	29360	1.0	0.9753	0.9745	-0.0008	0.0028	2.00
		29914	0.7	0.6910	0.6900	-0.0010	0.0029	2.00
		29381	0.5	0.5211	0.5210	-0.0001	0.0032	2.00
Material	Wavelength (nm)	Solution (mg/l)	Certified Absorbance (A)	UUC* Reading Absorbance (A)	Error (A)	Uncertainty ± (A)	k Factor	
RM-0204060810	235.0	20	0.2422	0.2418	-0.0004	0.0101	2.00	
		40	0.4866	0.4852	-0.0014	0.0115	2.00	
		60	0.7414	0.7389	-0.0025	0.0067	2.00	
		80	0.9858	0.9842	-0.0016	0.0093	2.00	
		100	1.2442	1.2414	-0.0028	0.0086	2.00	

UUC* = Unit Under Calibration

Condition of this result of calibration : Spectrophotometer PERKINELMER Model Lambda 25 S/N 501S14123010

Resolution of Wavelength Mode 0.1 nm

Resolution of Photometric Mode 0.0001 A

Parameter Setting

Measurement Mode Wavelength, Absorbance

Wavelength Scan 1100 nm-190 nm

Scanning Speed 7.5 nm/min

Data Pitch 0.1 nm

Band width(Wavelength) 1.0 nm

Band width(Vis) 1.0 nm

Band width(Uv) 1.0 nm

Stray Light** UUC* Reading at 220 nm

Transmission T(%)	Absorbance(A)
0.0117	3.8659

**Specific Acceptance :

Transmission \leq 1.0 T(%), Absorbance \geq 2.0 A

**Stray light not TISI Accredited

The reported uncertainty is based on a standard uncertainty multiplied by a coverage factor k , providing a level of confidence of approximately 95%

End of Calibration Certificate

Cert. No. : SP25026

Pages : 1 of 4

Calibration Certificate

Equipment :	UV-VIS SPECTROPHOTOMETER
Manufacturer :	PERKINELMER
Model :	LAMBDA 25
Serial No.:	501S14123010
ID No.:	SP03/58
Calibration Mode :	WAVELENGTH ACCURACY PHOTOMETRIC ACCURACY STRAY LIGHT
Condition As Found :	GOOD
Customer :	S.P.S CONSULTING SERVICE CO., LTD. 7 SOI PHAHOLYOTHIN 24, PHAHOLYOTHIN ROAD, CHOMPHON SUB-DISTRICT, CHATUCHAK DISTRICT, BANGKOK PROVINCE 10900 THAILAND.
Location :	ORGANIC LABORATORY IV
Ambient Temperature :	(22.9 ± 5) °C
Relative Humidity :	(53.7 ± 25) %
Received Date :	22 AUGUST 2025
Calibration Date :	22 AUGUST 2025
Date of Issue :	25 AUGUST 2025

Calibrated by :

Nitinun Srihawan

Approved by :

(Wichok Ekpongpradit)

This certificate is issued in accordance with the requirements of ISO/IEC 17025 standard, may not be reproduced other than in full, except with the prior written approval of the head of Calibration Laboratory.

Cert. No. : SP25026

Job No. : VC68SP0019

Pages : 2 of 4

Calibration Method :

This instrument was calibrated by using on-site calibration procedure In-house method : CP-SP-01

The calibration procedure to direct measurement wavelength accuracy by using wavelength standard solution, Photometric accuracy by using absorbance standard filter and absorbance standard solution

The calibration procedure used was based on ASTM E275-01, ASTM E925-02

Condition of this result of calibration :

1. Certified reference materials

<u>Material</u>	<u>Ref. type</u>	<u>Cell serial No.</u>	<u>Cert. No.</u>	<u>Due Date</u>
Holmium liquid	RM-HL	29706	126461	24/10/2026
Didymium liquid	RM-DL	28912	126462	24/10/2026
Neutral density filter	RM-1N2N3N	13877	126457	24/10/2026
Potassium dichromate solutions	RM-0204060810	14204	126497	25/10/2026
Potassium Iodide solution	-	KI-0701-001	CI-0185-24	14/05/2026

2. This result of calibration was found accurate as shown on date and place of calibration only.

3. This certificate is traceable to the international system of unit maintained at :

3.1 The UK National Physical Laboratory (NPL)

Result of calibration : Wavelength Accuracy

(Without adjustment)

Material	Certified Values of Reference Material (nm)	UUC* Reading (nm)	Error (nm)	Uncertainty ± (nm)	k Factor
RM-HL	278.13	278.21	0.08	0.16	2.00
	361.25	361.39	0.14	0.16	2.00
	467.82	467.71	-0.11	0.16	2.00
	536.56	536.50	-0.06	0.16	2.00
	640.50	640.36	-0.14	0.16	2.00
RM-DL	740.09	739.85	-0.24	0.16	2.00
	864.94	865.12	0.18	0.16	2.00

UUC* = Unit Under Calibration

Cert. No. : SP25026

Job No. : VC68SP0019

Pages : 3 of 4

Result of calibration : Photometric Accuracy

Material	Wavelength (nm)	Filter S/N	Nominal Absorbance (A)	Certified Absorbance (A)	UUC* Reading Absorbance (A)	Error (A)	Uncertainty ± (A)	k Factor
Neutral Density glass filter	440.0	29381	0.5	0.5443	0.5413	-0.0030	0.0043	2.00
		29914	0.7	0.7484	0.7455	-0.0029	0.0054	2.00
		29360	1.0	1.0527	1.0535	0.0008	0.0032	2.00
	465.0	29381	0.5	0.4948	0.4922	-0.0026	0.0041	2.00
		29914	0.7	0.6906	0.6877	-0.0029	0.0050	2.00
		29360	1.0	0.9695	0.9709	0.0014	0.0031	2.00
	546.1	29381	0.5	0.5090	0.5068	-0.0022	0.0036	2.00
		29914	0.7	0.6985	0.6960	-0.0025	0.0041	2.00
		29360	1.0	0.9814	0.9825	0.0011	0.0031	2.00
	590.0	29381	0.5	0.5375	0.5353	-0.0022	0.0034	2.00
		29914	0.7	0.7256	0.7231	-0.0025	0.0037	2.00
		29360	1.0	1.0213	1.0219	0.0006	0.0032	2.00
	635.0	29381	0.5	0.5223	0.5202	-0.0021	0.0033	2.00
		29914	0.7	0.6927	0.6901	-0.0026	0.0036	2.00
		29360	1.0	0.9744	0.9750	0.0006	0.0032	2.00

UUC* = Unit Under Calibration

Cert. No. : SP25026

Job No. : VC68SP0019

Pages : 4 of 4

Result of calibration : Photometric Accuracy

(Without adjustment)

Material	Wavelength (nm)	Solution (mg/l)	Certified Absorbance (A)	UUC* Reading Absorbance (A)	Error (A)	Uncertainty ± (A)	k Factor
Potassium dichromate solutions	235.0	20	0.2415	0.2443	0.0028	0.0101	2.00
		40	0.4866	0.4871	0.0005	0.0115	2.00
		60	0.7415	0.7295	-0.0120	0.0067	2.00
		80	0.9854	0.9844	-0.0010	0.0071	2.00
		100	1.2444	1.2425	-0.0019	0.0073	2.00

UUC* = Unit Under Calibration

Condition of this result of calibration : Spectrophotometer PERKINELMER Model LAMBDA 25 S/N 501S14123010

Resolution of Wavelength Mode 0.1 nm

Resolution of Photometric Mode 0.001 A

Parameter Setting

Measurement Mode Wavelength, Absorbance

Wavelength Scan 190 nm - 1100 nm

Scanning Speed 7.5 nm/min

Band width(Wavelength) 1.0

Band width(Vis) 1.0

Band width(Uv) 1.0

Stray Light** UUC* Reading at 220.0 nm	
Transimission T(%)	Absorbance(A)
0.020	3.7032

**Specific Acceptance :

Transmission ≤ 1.0 T(%), Absorbance ≥ 2.0 A

**Stray light not TISI Accredited

The reported uncertainty is based on a standard uncertainty multiplied by a coverage factor k , providing a level of confidence of approximately 95%

End of Calibration Certificate



Accredited
ISO/IEC 17025

CALIBRATION LABORATORY Co., LTD.

2/10-11,14, 55 Soi Prasert Manukit 29 Yaek 4, Prasert Manukit Rd., Ladphrao, Bangkok 10230

Tel. 02-578-0353-4 Fax: 02-578-2672 www.cal-laboratory.com E-mail:sale@cal-laboratory.com



CERTIFICATE OF CALIBRATION FOR

NOMENCLATURE : pH METER
MANUFACTURER : HANNA
MODEL / TYPE : HI3512/HI1332/HI7662-T
SERIAL NO. : 08685754/11250B7M/092806BN[PH04/56]
CLID. NO. : 272501562
JOB CONTROL NO. : 250617070523
CALIBRATION SERVICE : ☒ IN-LABORATORY ☐ ON-SITE

CUSTOMER : S.P.S. CONSULTING SERVICE CO., LTD.
7 SOI PHAHOLYOTHIN 24 ROAD, JOMPOL,
CHATUCHAK, BANGKOK 10900

DATE OF RECEIVED : 17 June 2025

DATE OF ISSUED : 20 June 2025

The report of calibration shall not be reproduced except in full without approval of the Calibration Laboratory Co., Ltd.

Calibrated By : Sukgasem Seehanart
Wenick Inchaisri
Calibration Engineer



Approved By : Mongkol Yotsoontorn
Authorized Signatory
20 June 2025



This Calibration Certificate documents the traceability to national standards, which realize the units of measurement according to
the International System of Units (SI)

Certificate No. Q25070523

F3-011-05/12-23

page 1 of 4



@clccalibration

REPORT OF CALIBRATION

FOR

NOMENCLATURE : **pH METER**
MANUFACTURER : **HANNA**
MODEL / TYPE : **HI3512/HI1332/HI7662-T**
SERIAL NO. : **08685754/11250B7M/092806BN[PH04/56]**
DATE OF CALIBRATION : **18 June 2025**

ENVIRONMENT CONDITIONS :

Temperature : **$(25 \pm 2.5) ^\circ\text{C}$**

Relative Humidity : **$(50 \pm 15) \% \text{ RH}$**

PROCEDURE USED :

This instrument was calibrated under procedure No. **CLC-CPCH-01** [pH Meter]. The calibration was performed by direct measurement with Certified Reference Material (CRM).

This instrument was calibrated under procedure No. **CLC-CPTH-04** [Temperature] based on **ASTM E 644-04** as calibration guidelines. The calibration was performed by using Calibration Bath, Precision Thermometer and IPRT which maintained by the Calibration Laboratory Co., Ltd.

REFERENCE STANDARD USED :

1. pH Standard Solution, NIMT TRM CODE TRM-S-2003, TRM CODE TRM-S-2007.
2. pH Standard Solution, Control Company Catalog Number 06664260,11754256, Lot Number CC787362.
3. Calibration Bath, Kambic Model OB-22/2 ULT S/N. 17115653.
4. Precision Thermometer, ASL Model F250 S/N. 1334023800.
5. IPRT, Wika Model CTP5000-250-D S/N. PO00043543-1-10-1.





CALIBRATION LABORATORY CO., LTD.

2/10-11,14,55 Soi Prasert Manukit 29 Yaek 4, Prasert Manukit Rd., Ladphrao, Bangkok 10230
Tel. 02-578-0353-4 Fax: 02-578-2672 www.cal-laboratory.com E-mail:sale@cal-laboratory.com



TRACEABILITY :

1. The measurements are traceable to International System of Units (SI) , through National Institute of Metrology (Thailand).
Lot Number. 080124 , 120124. Due Date 23 January 2026.
2. The measurements are traceable to International System of Units (SI) , through Control Company.
Certificate No. 4281-14495731 , Due Date 27 September 2025.
3. The measurements are traceable to International System of Units (SI) , through Calibration Laboratory Co., Ltd.
Certificate No. Q24120999, Due Date 26 November 2025.
4. The measurements are traceable to International System of Units (SI) , through Thailand Institute of Scientific and Technological Research (TISTR). Certificate No. PSL-T 1042/67, Due Date 16 October 2025.
5. The measurements are traceable to International System of Units (SI) , through National Institute of Metrology (Thailand).
Certificate No. TT-0146-24, Due Date 28 October 2025.

UNCERTAINTY :

The reported expanded uncertainty of measurement is stated as the standard uncertainty of measurement multiplied by the coverage factor complies with the table which for a normal distribution corresponds to a coverage probability of approximately 95 %.

It has been evaluated according to the "Evaluation of the Uncertainty of Measurement in Calibration (EA-4/02 M:2022)"

Certificate No. Q25070523

F3-011-05/12-23

page 3 of 4



@clccalibration



CLC
Accredited
ISO/IEC 17025

CALIBRATION LABORATORY Co., LTD.

2/10-11,14,55 Soi Prasert Manukit 29 Yaek 4, Prasert Manukit Rd., Ladphrao, Bangkok 10230

Tel. 02-578-0353-4 Fax: 02-578-2672 www.cal-laboratory.com E-mail:sale@cal-laboratory.com



CONDITION OF CALIBRATION ITEM : RECEIVED IN GOOD OPERATIONAL CONDITION

MEASUREMENT RESULTS : (X) without adjustment () adjustment

The table in the following gives the calibration results and associated measurement uncertainties of pH meter.

CALIBRATION DATA

1. pH METER RESULT @ 25 °C

Standard pH Buffer Solution (pH)	pH Meter Reading (pH)	pH Meter Reading (mV)	Correction (pH)	Uncertainty of pH Measurement (\pm pH)	k Factor
4.003	4.005	168.2	-0.002	0.010	2,00
7.005	7.010	-8.1	-0.005	0.013	2,00
10.015	10.010	-177.7	+0.005	0.014	2,00

Technical Note. Setting function CAL 3 point (4,7,10).

Note. The Scope of Accredited ANAB Certificate No. ACDM-2814 Version 015 Page 4 of 68

2. TEMPERATURE RESULT

Immersion depth (mm)	Actual Temperature (°C)	DUC Reading (°C)	Correction (°C)	Uncertainty \pm (°C)
100	25.00	25.0	0.00	0.07

Technical Note. Type of sensor : Thermistor

Probe \varnothing 3 mm

Materials : Metal Sheath.

The reported uncertainty is based on a standard uncertainty multiplied by coverage factor of $k = 2,00$.

Note. The Scope of Accredited ANAB Certificate No. ACDM-2814 Version 015 Page 56 of 68

This report is valid for the above stated instrument/s only.

End of Certificate

Certificate No. Q25070523

F3-011-05/12-23

page 4 of 4



@clccalibration

CERT.No.: HS-W015C

Calibration Date : 18 Mar 25
 Submitted by : S.P.S CONSULTING SERVICE CO.,LTD
 7 Soi Phaholyothin 24, Phaholyothin Rd., Jompol,
 Chatuchak, Bangkok, Thailand 10900

Avg Room Temp : 20 °C
 Avg Water Temp : 20 °C
 Air Pressure : 760.00 mmHg
 Salinity : 0 ppt

Model : YSI 5000
 S/N : 15B100751
 Probe : YSI 5010
 S/N : 22D100097
 ID NO. : -
 Air Temp ref : S/N. F8065C26
 Barometric ref : S/N. F8065C26
 Water Temp ref : -
 ID NO. HS001
 Technician : Kittipong M.

Calibration Details

Calibration Point	100% air sat. (@20 °C, DO = 9.09 mg/l)	(status)	(status)
Measurement 1 (mg/l)	9.08	(PASS)	-
Measurement 2 (mg/l)	9.08	(PASS)	-
Measurement 3 (mg/l)	9.08	(PASS)	-
Measurement 4 (mg/l)	9.07	(PASS)	-
Measurement 5 (mg/l)	9.07	(PASS)	-
Measurement 6 (mg/l)	9.07	(PASS)	-
Measurement 7 (mg/l)	9.07	(PASS)	-
Measurement 8 (mg/l)	9.07	(PASS)	-
Measurement 9 (mg/l)	9.07	(PASS)	-
Measurement 10 (mg/l)	9.07	(PASS)	-

Mean Measurement	9.07	mg/l	-	-
Inaccuracy	0.02	mg/l	-	-

Overall Status (PASS)

Manufacturer Specification

Accuracy = +/- 0.02 mg/l

- 1) This certificate is issued based on the result that are found as shown on date and place of test only.
- 2) The calibration procedure followed in accordance with Harikul Science Co., Ltd.
- 3) This result shall not be used for advertising purpose.

Technician Signature

(Kittipong Maekwong)

Laboratory Manager

(Natenapha Pisatkunchon)



QUALITY CALIBRATION CO., LTD.

235 Petchkasem 63/2 Road, Laksong, Bangkae, Bangkok 10160

Tel (662) 421-5402, (662) 444-0152-3, Fax (662) 809-4584

www.qcalibration.com

CERTIFICATE No : 25T0521

REFERENCE No : 75853-2

PAGE : 1 OF 2

Certificate of Calibration

EQUIPMENT : COD REACTOR

MANUFACTURER : HACH

MODEL : DRB 200

SERIAL No : 15110C0498

ID No : CRB 06/59

CONDITION AS RECEIVED : USED ITEM

SUBMITTED BY : S.P.S. CONSULTING SERVICE CO., LTD.
7 SOI PHAHOLYOTHIN 24, PHAHOLYOTHIN RD.,
JOMPOL, CHATUCHAK, BANGKOK 10900

CALIBRATED BY : CHAICHARN CH.

CALIBRATION DATE : 03-Feb-25

APPROVED BY : 
PONGSAK J.

ISSUED DATE : 03-Feb-25

RECEIVED DATE : 15-Jan-25





QUALITY CALIBRATION CO., LTD.

235 Petchkasem 63/2 Road, Laksong, Bangkae, Bangkok 10160

Tel (662) 421-5402, (662) 444-0152-3, Fax (662) 809-4584

CERTIFICATE No : 25T0521

PAGE : 2 OF 2

Calibration Report

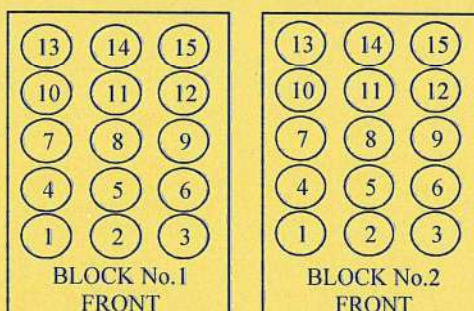
EQUIPMENT : COD REACTOR
MANUFACTURER : HACH
ID NUMBER : CRB 06/59
RECEIVED DATE : 15-Jan-25
AMBIENT TEMPERATURE : 23° C ± 1° C
MODEL : DRB 200
SERIAL NUMBER : 15110C0498
CALIBRATION DATE : 03-Feb-25
RELATIVE HUMIDITY : 53 %RH ± 10 % RH

CONDITION OF THIS RESULTS OF CALIBRATION

1. THIS INSTRUMENT WAS CALIBRATED BY DIRECT MEASUREMENT METHOD WITH CALIBRATED THERMOCOUPLE TYPE K UNDER NO LOAD CONDITION. THE THERMOCOUPLES WERE PLACED ON POINTS AND LOCATED AS THE PICTURE.
2. REFERENCE STANDARD INSTRUMENTS :-

INSTRUMENT	MODEL	SERIAL No	CERTIFICATE No	DUE DATE
1) DATA LOGGER WITH TC TYPE K	HYDRA 2635A	7301307	24T6467	26-Jun-25
3. THE CERTIFICATE IS VALID FOR THE ITEM CALIBRATED AS SHOWN ON THE DATE AND PLACE OF CALIBRATION ONLY.
4. THIS RESULT EXCLUDE LONG TERM STABILITY OF THE UNIT UNDER CALIBRATION.
5. THIS CERTIFICATE IS TRACEABLE TO THE INTERNATIONAL SYSTEM OF UNIT MAINTAINED AT:-
- NATIONAL INSTITUTE OF METROLOGY (THAILAND) THROUGH QUALITY CALIBRATION CO., LTD.

RESULT OF CALIBRATION :- WITHOUT ADJUSTMENT



Block No.		1	2
Calibration Point (°C)		150	150
Controller temperature (°C)		145	145
Indicating Temperature		145	145
Measured Temperature (° C) at Spread Locations	1	150.23	150.64
	2	149.73	149.78
	3	150.29	150.29
	4	150.04	150.49
	5	150.09	150.51
	6	150.74	150.67
	7	149.97	150.66
	8	150.76	150.57
	9	150.54	150.51
	10	149.44	149.94
	11	150.12	150.64
	12	149.93	150.33
	13	149.19	149.82
	14	148.96	149.70
	15	149.09	149.79
Uncertainty of Measurement(± °C)		0.88	0.88

NOTE 1 : THE UNCERTAINTY OF MEASUREMENT EXCLUDED TEMPERATURE UNIFORMITY OF THE CHAMBER.

NOTE 2 : LOCATION 10 WAS REFERENCE LOCATION.

NOTE 3 : THIS CALIBRATION WAS CARRIED OUT AT THE CUSTOMER'S PLACE AT LABORATORY AREA.
THE REPORTED UNCERTAINTY OF MEASUREMENT WAS BASED ON A STANDARD UNCERTAINTY
COVERAGE FACTOR k =2, PROVIDING A LEVEL OF CONFIDENCE APPROXIMATELY 95%.

END OF CALIBRATION REPORT





CERTIFICATE No : 25M2256

REFERENCE No : 76365-3

PAGE : 1 OF 2

Certificate of Calibration

EQUIPMENT : DIGITAL BALANCE

MANUFACTURER : SARTORIUS

MODEL : BSA224S-CW

SERIAL No : 36591843


ID No : BA09/61

CONDITION AS RECEIVED : USED ITEM

SUBMITTED BY : S.P.S. CONSULTING SERVICE CO., LTD.
7 SOI PHAHOLYOTHIN 24, PHAHOLYOTHIN RD.,
JOMPOL, CHATUCHAK, BANGKOK 10900

CALIBRATED BY : ATSAWIN Y.

CALIBRATION DATE : 07-Mar-25

APPROVED BY : 
PONGSAK J.

ISSUED DATE : 13-Mar-25

RECEIVED DATE : 07-Mar-25

THIS CERTIFICATE MAY NOT BE REPRODUCED OTHER THAN IN FULL EXCEPT WITH THE PRIOR WRITTEN APPROVAL OF
QUALITY CALIBRATION CO., LTD.





CERTIFICATE No : 25M2256

PAGE : 2 OF 2

Calibration Report

EQUIPMENT : DIGITAL BALANCE MODEL : BSA224S-CW
MANUFACTURER : SARTORIUS S/N : 36591843
ID No : BA09/61 RECEIVED DATE : 07-Mar-25
AIR PRESSURE : 1009mbar \pm 1mbar CALIBRATION DATE : 07-Mar-25
AMBIENT TEMPERATURE : 24° C \pm 1° C RELATIVE HUMIDITY : 52 %RH \pm 10 % RH

CONDITION OF THIS RESULTS OF CALIBRATION

1. THIS INSTRUMENT WAS CALIBRATED BY ACCORDING TO UKAS LAB 14 EDITION 6:2019 BY USING KNOWN WEIGHT STANDARD WEIGHT. THE BALANCE WAS NOT ADJUSTED BEFORE CALIBRATION. THE BALANCE HAS NO ZERO TRACKING FUNCTION. REPEATABILITY WAS MEASURED BY USING 10 REPEATED MEASUREMENTS. LINEARITY WAS MEASURED COVERING 10 POINTS, EVENLY SPREAD OVER THE RANGE. THE INSTRUMENT WAS SET ZERO BEFORE PERFORMING THE LINEARITY TEST. OFF-CENTER LOADING WAS MEASURED BY USING STANDARD WEIGHTS PLACED ON THE PAN AND MOVED TO VARIOUS POSITIONS ON THE PAN.

2. REFERENCE STANDARD INSTRUMENTS :-

<u>INSTRUMENT</u>	<u>MODEL</u>	<u>SERIAL No</u>	<u>CERTIFICATE No</u>	<u>DUE DATE</u>
1) STANDARD WEIGHT SET	E2	QK-I-151	C02250116	28-Jan-27
2) STANDARD WEIGHT	E2	15843	C02250117	29-Jan-27

3. THE CERTIFICATE IS VALID FOR THE ITEM CALIBRATED AS SHOWN ON THE DATE AND PLACE OF CALIBRATION ONLY.

4. THIS RESULT EXCLUDE LONG TERM STABILITY OF THE UNIT UNDER CALIBRATION.

5. THIS CERTIFICATE IS TRACEABLE TO THE INTERNATIONAL SYSTEM OF UNIT MAINTAINED AT:-

- NATIONAL INSTITUTE OF METROLOGY (THAILAND)

RESULT OF CALIBRATION :- WITHOUT ADJUSTMENT

1. ZERO SETTING FUNCTION : NORMAL

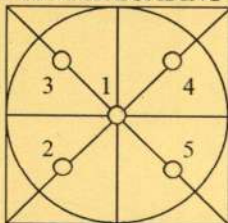
2. TARE FUNCTION : NORMAL

3. REPEATABILITY OF READING AT 200 g WAS 0.000071 g

4. DEPARTURE FROM NOMINAL VALUE/ LINEARITY

NOMINAL VALUE (g)	BALANCE READING (g)	CORRECTION (g)	UNCERTAINTY (\pm g)
0.00	0.0000	0.0000	0.00012
0.10	0.1000	0.0000	0.00012
0.20	0.2000	0.0000	0.00012
0.50	0.5000	0.0000	0.00012
1.00	1.0000	0.0000	0.00012
2.00	2.0000	0.0000	0.00012
5.00	5.0000	0.0000	0.00012
10.00	10.0000	0.0000	0.00012
20.00	20.0001	-0.0001	0.00012
50.00	50.0000	0.0000	0.00014
100.00	100.0001	-0.0001	0.00019
200.00	200.0001	-0.0001	0.00032

5. OFF CENTER LOADING ERROR



POINT	READING (g)
1	100.0000
2	100.0000
3	100.0000
4	100.0000
5	100.0000
OFF-CENTER LOADING	0.0000

NOTE: THIS CALIBRATION WAS CARRIED OUT AT THE CUSTOMER'S PLACE AT LABORATORY AREA
THE REPORTED UNCERTAINTY OF MEASUREMENT WAS BASED ON A STANDARD UNCERTAINTY MULTIPLIED BY A COVERAGE FACTOR $k=2$, PROVIDING A LEVEL OF CONFIDENCE APPROXIMATELY 95%.

END OF CALIBRATION REPORT





MAINTENANCE AND TEST CERTIFICATE MODEL

OPTIMA 5300DV

Customer : <u>S.P.S.Consulting Service Co.,Ltd</u>	Date Tested: <u>July 1, 2025</u>	
	Recommendation Recertification	
Address : <u>7 Soi Phaholyothin 24</u>	Period <u>6</u> Months	
<u>Paholyothin Road</u>	Recertification Due: <u>January 1, 2026</u>	
<u>Jompol Chatuchak, Bangkok 1090</u>	Date Last Certified: <u>January 6, 2025</u>	
User Name: <u>K.Phenpha Vipasthawatt</u>	Visit Number: <u>1 of 2</u>	
Phone: <u>083-9269252</u>	PerkinElmer Phone: <u>02-719-6420 ext 206</u>	
Fax: <u>02-513-4221</u>	PerkinElmer Fax: <u>02-318-5597</u>	

CONFIGURATION TESTED		ACCESSORIES/COMPONENT NOT INCLUDED
MODEL	SERIAL NUMBER	
<u>OPTIMA 5300DV</u>	<u>077C7042401</u>	
TESTED EQUIPMENT	CALIBRATION NUMBER	EXPIRATION
<u>IPV Methods</u>		
TEST STANDARD USED	PART NUMBER	EXPIRATION DATE
<u>Multielement Standard</u>	<u>N069-1579</u>	<u>December 30, 2024</u>
<u>Wavecal Solution</u>	<u>N058-2152</u>	<u>March 30, 2024</u>
<u>VIS Wavecal solution</u>	<u>N930-2946</u>	<u>February 28, 2024</u>
<u>Instrument Cal. STD4</u>	<u>N930-0221</u>	<u>November 30, 2024</u>
CUSTOMER SUPPLIED	COMMENTS	CUSTOMER INITIALS
<u>2 % HNO3</u>		
<u>10 % HNO3</u>		



MAINTENANCE AND TEST CERTIFICATE MODEL

OPTIMA 5300DV

SERIAL NUMBER 077C7042401**DATE TESTED** July 1, 2025**1. MECHANICAL CHECKS**

A. Inspect and clean all fans and filters.

☐ OK

B. Inspect and replace as necessary, all torch components including the RF coil.

☐ OK

C. Inspect all tubing for sign of clacking or leaking.

☐ OK

D. Adjust water and gas pressure regulator settings.

☐ OK

E. Inspect and leak check pneumatics drawers.

☐ OK

F. Clean the exterior of the instrument.

☐ OK**2. OPTICAL CHECKS**

A. Inspect and clean all optical components.

☐ OK

B. As required, check and replace all purgefilters.

☐ OK

C. Recheck optical alignment.

☐ OK**3. COOLING SYSTEM CHECKS**

A. Perform preventive maintenance on chiller.

☐ OK

B. Flush out the chiller every year.

☐ N/A**4. PERFORMANCE CHECKS**

A. Torch View Alignment.

☐ OK

B. Wavelength Calibration.

☐ OK



MAINTENANCE AND TEST CERTIFICATE MODEL

OPTIMA 5300DV

SERIAL NUMBER : 077C7042401
DATE TESTED : July 1, 2025

PARAMETER		SPECIFICATION		FINAL VALUE	
Spectral Resolution : UV	As 193.696 nm	≤ 0.007		<u>0.00570</u>	
	Ni 231.604 nm	≤ 0.008		<u>0.00734</u>	
	Ni 341.476 nm	≤ 0.012		<u>0.00763</u>	
Spectral Resolution : VIS	La 408.672 nm	≤ 0.020		<u>0.01627</u>	
	Ba 455.403 nm	≤ 0.025		<u>0.02428</u>	
Precision					
	As 193.656 nm	% RSD	< 1.0	<u>0.82</u>	%
	Zn 213.856 nm	% RSD	< 1.0	<u>0.83</u>	%
	Mn 257.610 nm	% RSD	< 1.0	<u>0.20</u>	%
	La 379.478 nm	% RSD	< 1.0	<u>0.89</u>	%
	Ba 455.403 nm	% RSD	< 1.0	<u>0.92</u>	%
	Ba 493.408 nm	% RSD	< 1.0	<u>0.75</u>	%
Detection Limits : Axial	Tl 190.080 nm	3(sd)		<u>10.65</u>	ppb
	As 193.696 nm	3(sd)		<u>2.48</u>	ppb
	Pb 220.353 nm	3(sd)		<u>3.09</u>	ppb
Detection Limits : Radial	As 193.696 nm	3(sd)		<u>331.50</u>	ppb
	Zn 213.856 nm	3(sd)		<u>0.98</u>	ppb
	Mn 257.610 nm	3(sd)		<u>0.34</u>	ppb
	La 379.478 nm	3(sd)		<u>2.54</u>	ppb
	Ba 455.403 nm	3(sd)		<u>2.19</u>	ppb
	Ba 493.408 nm	3(sd)		<u>4.32</u>	ppb
BEC : Axial (IB X 500)/(IS-IB)	Cd 226.502 nm	≤ 150 ppb		<u>140.03</u>	
BEC : Radial (IB X 1000)/(IS-IB)	Mn 257.610 nm	≤ 45 ppb		<u>24.17</u>	



MAINTENANCE AND TEST CERTIFICATE MODEL

OPTIMA 5300DV

SERIAL NUMBER 077C7042401**DATE TESTED** July 1, 2025**Remarks :**

Commissioning follow as commissioning performance sheets.

This is to certify that the above tests have been performed and the configuration tested



meets



does not meet

the PerkinElmer Specifications listed on this certificate.

This certificate does not modify PerkinElmer's standard terms and condition of sale, including warranty terms.

Service Department PerkinElmer Ltd.

Authorized Representative:

(Wiphan Promlumda)

Service Engineer



MAINTENANCE AND TEST CERTIFICATE MODEL

OPTIMA 5300DV

Customer : <u>S.P.S.Consulting Service Co.,Ltd</u>	Date Tested: <u>January 6, 2025</u>	
	Recommendation Recertification	
Address : <u>7 Soi Phaholyothin 24</u>	Period <u>6</u> Months	
<u>Paholyothin Road</u>	Recertification Due: <u>July 6, 2025</u>	
<u>Jompol Chatuchak, Bangkok 1090</u>	Date Last Certified: <u>July 4, 2024</u>	
User Name: <u>K.Phenpha Viphasthawat</u>	Visit Number: <u>2 of 2</u>	
Phone: <u>083-9269252</u>	PerkinElmer Phone: <u>02-719-6420 ext 206</u>	
Fax: <u>02-513-4221</u>	PerkinElmer Fax: <u>02-318-5597</u>	

CONFIGURATION TESTED		ACCESSORIES/COMPONENT NOT INCLUDED
MODEL	SERIAL NUMBER	
<u>OPTIMA 5300DV</u>	<u>077C7042401</u>	
TESTED EQUIPMENT	CALIBRATION NUMBER	EXPIRATION
<u>IPV Methods</u>		
TEST STANDARD USED	PART NUMBER	EXPIRATION DATE
<u>Multielement Standard</u>	<u>N069-1579</u>	<u>December 30, 2025</u>
<u>Wavecal Solution</u>	<u>N058-2152</u>	<u>April 30, 2025</u>
<u>VIS Wavecal solution</u>	<u>N930-2946</u>	<u>December 30, 2025</u>
<u>Instrument Cal. STD4</u>	<u>N930-0221</u>	<u>August 30, 2025</u>
CUSTOMER SUPPLIED	COMMENTS	CUSTOMER INITIALS
<u>2 % HNO3</u>		
<u>10 % HNO3</u>		



MAINTENANCE AND TEST CERTIFICATE MODEL

OPTIMA 5300DV

SERIAL NUMBER 077C7042401**DATE TESTED** January 6, 2025**1. MECHANICAL CHECKS**

A. Inspect and clean all fans and filters.

☐ OK

B. Inspect and replace as necessary, all torch components including the RF coil.

☐ OK

C. Inspect all tubing for sign of clacking or leaking.

☐ OK

D. Adjust water and gas pressure regulator settings.

☐ OK

E. Inspect and leak check pneumatics drawers.

☐ OK

F. Clean the exterior of the instrument.

☐ OK**2. OPTICAL CHECKS**

A. Inspect and clean all optical components.

☐ OK

B. As required, check and replace all purgefilters.

☐ OK

C. Recheck optical alignment.

☐ OK**3. COOLING SYSTEM CHECKS**

A. Perform preventive maintenance on chiller.

☐ OK

B. Flush out the chiller every year.

☐ N/A**4. PERFORMANCE CHECKS**

A. Torch View Alignment.

☐ OK

B. Wavelength Calibration.

☐ OK



MAINTENANCE AND TEST CERTIFICATE MODEL

OPTIMA 5300DV

SERIAL NUMBER : 077C7042401DATE TESTED : January 6, 2025

PARAMETER		SPECIFICATION		FINAL VALUE	
Spectral Resolution : UV	As 193.696 nm	≤ 0.007		0.00519	
	Ni 231.604 nm	≤ 0.008		0.00667	
	Ni 341.476 nm	≤ 0.012		0.00757	
Spectral Resolution : VIS	La 408.672 nm	≤ 0.020		0.01621	
	Ba 455.403 nm	≤ 0.025		0.02183	
Precision					
	As 193.656 nm	% RSD	< 1.0	0.51	%
	Zn 213.856 nm	% RSD	< 1.0	0.48	%
	Mn 257.610 nm	% RSD	< 1.0	0.03	%
	La 379.478 nm	% RSD	< 1.0	0.05	%
	Ba 455.403 nm	% RSD	< 1.0	0.07	%
	Ba 493.408 nm	% RSD	< 1.0	0.04	%
Detection Limits : Axial	Tl 190.080 nm	3(sd)		10.65	ppb
	As 193.696 nm	3(sd)		2.48	ppb
	Pb 220.353 nm	3(sd)		3.09	ppb
Detection Limits : Radial	As 193.696 nm	3(sd)		12.41	ppb
	Zn 213.856 nm	3(sd)		0.91	ppb
	Mn 257.610 nm	3(sd)		0.13	ppb
	La 379.478 nm	3(sd)		4.74	ppb
	Ba 455.403 nm	3(sd)		0.10	ppb
	Ba 493.408 nm	3(sd)		0.18	ppb
BEC : Axial (IB X 500)/(IS-IB)	Cd 226.502 nm	≤ 150 ppb		14.22	
BEC : Radial (IB X 1000)/(IS-IB)	Mn 257.610 nm	≤ 45 ppb		6.14	



MAINTENANCE AND TEST CERTIFICATE MODEL

OPTIMA 5300DV

SERIAL NUMBER 077C7042401**DATE TESTED** January 6, 2025**Remarks :**

Commissioning follow as commissioning performance sheets.

This is to certify that the above tests have been performed and the configuration tested



meets



does not meet

the PerkinElmer Specifications listed on this certificate.

This certificate does not modify PerkinElmer's standard terms and condition of sale, including warranty terms.

Service Department PerkinElmer Ltd.

Authorized Representative:

(Wiphan Promlumda)

Service Engineer

MAINTENANCE REPORT AND CALIBRATION CERTIFICATE

FLOW INJECTION MERCURY SYSTEMS MODEL

FIAS 100

Customer :	<u>S.P.S.Consulting Service Co.,Ltd</u>	Date Tested:	<u>July 1, 2025</u>
		Recommendation Recertification	
Address :	<u>7 Soi Phaholyothin 24</u>	Period	<u>6</u> Months
	<u>Paholyothin Road</u>	Recertification Due:	<u>January 1, 2026</u>
	<u>Jompol Chatuchak, Bangkok 10900</u>	Date Last Certified:	<u>January 6, 2025</u>
User Name:	<u>K.Phenpha Viphashtawat</u>	Visit Number:	<u>1 of 2</u>
Phone:	<u>083-9269252</u>	PerkinElmer Phone:	<u>02-719-6420 ext 8</u>
Fax:	<u>02-513-4221</u>	PerkinElmer Fax:	<u>02-318-5597</u>

CONFIGURATION TESTED

MODEL	SERIAL NUMBER	SOFTWARE
<u>FIAS 100</u>	<u>100S14090404</u>	<u>Syngistix version 7.3</u>
<u> </u>	<u> </u>	<u> </u>
<u> </u>	<u> </u>	<u> </u>
<u> </u>	<u> </u>	<u> </u>
<u> </u>	<u> </u>	<u> </u>

TEST STANDARD USED	PART NUMBER	EXPIRATION DATE
<u>Mercury (Hg) Std</u>	<u>N9300174</u>	<u>JUN 30, 2026</u>
<u> </u>	<u> </u>	<u> </u>
<u> </u>	<u> </u>	<u> </u>

MAINTENANCE REPORT AND CALIBRATION CERTIFICATE

FLOW INJECTION MERCURY SYSTEMS MODEL

FIAS 100

SERIAL NUMBER 100S14090404

DATE TESTED July 1, 2025

1. INSTRUMENT CHECKS

A. The light part, quartz windows and detector. Clean if necessary.

☐ OK

B. Inspect the mercury lamp. Alignment if necessary.

☐ OK

C. Inspect the mercury filter. Replace if necessary.

☐ OK

D. Inspect and clean or replace the dust filter.

☐ OK

E. Inspect peristaltic pump tubes. Replace if necessary.

☐ OK

2. ELECTRONICS CHECKS

A. Electronic power supplies

+ 5 Volts (± 0.3)

+ 4.98 Volts

+ 15 Volts (± 1.0)

+ 15.03 Volts

- 15 Volts (± 1.0)

- 15.07 Volts

+ 40 Volts (± 1.0)

+ 40.02 Volts

3. GAS SYSTEM CHECK

A. Leak test all internal and external gas box joints.

☐ OK

B. Inspect solenoid valve and pressure switch.

☐ OK

C. Inspect non return valve. Replace sleeve if necessary.

☐ OK

D. Inspect flow meter and needle valve. Clean if necessary.

☐ OK

4. MECHANICAL CHECKS

A. Inspect pump motor and pump roller.

☐ OK

B. Inspect and clean switching valve.

☐ OK

C. Inspect, clean and lubricant autosample.

☐ OK

MAINTENANCE REPORT AND CALIBRATION CERTIFICATE

FLOW INJECTION MERCURY SYSTEMS MODEL

FIAS 100

SERIAL NUMBER	<u>100S14090404</u>	DATE TESTED	<u>July 1, 2025</u>
PARAMETER		SPECIFICATION	ACTUAL VALUE
5. PERFORMANCE TEST			
A. Baseline Noise Test			
(measure peak area at 10 replicates without any sample)			
	SD	$\leq 0.0015 \text{ A*s}$	<u>0.0025</u> A*s
B. Sensitivity Check			
(10 ppb Hg Standard at 11 replicates)			
	Mean Absorbance	$\geq 0.0800 \text{ Abs.}$	<u>0.1201</u> Abs.
C. Characteristic mass(m_0)			
(10 ppb Hg Standard at 11 replicates)			
	m_0	$\leq 314 \text{ pg}$	<u>183.2</u> pg/0.0044A
D. Precision Check (%RSD)			
(10 ppb Hg Standard at 11 replicates)			
	%RSD	$\leq 2.5 \%$	<u>1.65</u> %

MAINTENANCE REPORT AND CALIBRATION CERTIFICATE

FLOW INJECTION MERCURY SYSTEMS MODEL

FIAS 100

SERIAL NUMBER 100S14090404 DATE TESTED July 1, 2025

Remarks :

This is to certify that the above tests have been performed and the configuration tested



meets



does not meet

the PerkinElmer Specifications listed on this certificate.

This certificate does not modify PerkinElmer's standard terms and condition of sale, including warranty terms.

Service Department PerkinElmer Ltd.

Customer Service Engineer:

(


Wiphan Promlumda

)

Service Engineer

PinAAcle 900T Preventive Maintenance (PM)

Company Name:	S.P.S Consulting Service Co.,Ltd		
Address (Instrument Location):	Phaholyothin 24, Phaholyothin Rd, Ladyao, Jatujak, Bangkok 10900		
Serial Number:	PTCS1411103	PM Number:	2/2
Customer Name (if applicable):	K.Phenpha	Telephone Number:	WO-11540402
Customer Support Engineer Name:	Prasit	Service Order Number:	083-9269252
Date PM Performed: (DD-MMM-YYYY)	18 DEC 2025	Next PM Due Date: (DD-MMM-YYYY)	18 JUN 2026
Standard Labor Hours to Complete PM :		5 hours	

Part Number	Release	Publication Date	
09370143 Rev.9	A	January 2018	

Scope

The purpose of this PM is to ensure the continued functionality of the PinAAcle 900T by inspecting and replacing any worn or damaged parts. This service should only be performed by a trained representative of PerkinElmer.

The customer should save their method before the PM begins.

General Instructions:

The customer must provide the engineer operational data to demonstrate recent instrument performance prior to starting the PM. Always check with the customer before making any changes that may affect the customer's analysis or calibration, including a current back-up of system software and/or data files. The completed document should be signed by an authorized PerkinElmer and customer representative and left with the customer. Update the PM sticker and instrument logbook as required.

Copyright Information

This document contains proprietary information that is protected by copyright. All rights are reserved. No part of this publication may be reproduced in any form whatsoever or translated into any language without the prior, written permission of PerkinElmer, Inc. **Copyright © 2013 PerkinElmer, Inc.**

Trademarks

Registered names, trademarks, etc. used in this document, even when not specifically marked as such, are protected by law. PerkinElmer is a registered trademark of PerkinElmer, Inc. All other trademarks and registered trademarks not owned by PerkinElmer, Inc. or its subsidiaries that are depicted herein are the property of their respective owners.

Except as specifically set forth in its terms and conditions of sale, PerkinElmer makes no Warranty of any kind with regard to this document, including, but not limited to, the implied warranties of merchantability and fitness for a particular purpose.

PerkinElmer shall not be liable for incidental or consequential damages in connection with the furnishing or use of this document.

Component List

Component / Specific Model	Serial #	Configuration Notes
PinAAcle900T	PTCS1411103	WinLab32 Ver 7.4.1.0730

Parts Lists

Parts Included with the PM		
Part Number (if applicable)	Description	Quantity
B0501696	Fan Filters	N/A <input type="text"/>
B3002013	THGA Contact Cylinders	N/A <input type="text"/>
B3141064	Glycerol for THGA Cooling	N/A
N3160156	O-Ring Kits for Sampling Introduction (Stainless Steels Nebulizer)	N/A
N3160157	O-Ring Kits for Sampling Introduction (Plastic Nebulizer)	N/A <input type="text"/>
N9301714	Replacement Acetylene Filter Cartridge	N/A <input type="text"/>
TH001022	Replacement Air Filter Cartridge	N/A <input type="text"/>

Additional Reagents and Standards Required for PM				
Part Number (if applicable)	Description	Quality	Batch/Lot #	Expired Date (MM/YY)
N9300183	1000 mg/L Copper Standard	AR	27-156CUY1	SEP-2026
N9300244	GFAAS Mixed Standard	AR		

Additional Reagents and Standards Required for PM (Customer Support Solution)				
Part Number (if applicable)	Description	Quantity	Batch/Lot #	Expiration Date (MM/YY)
N/A	DI Water	250 ml.	AR	AR
N/A	0.5% HNO ₃	250 ml.	AR	AR

Additional Tools Required for PM			
Part Number (if applicable)	Description	Quantity	Serial #
N1013000	0.2A Neutral density filter	1	MG0-704
N1013002	1.0A Neutral density filter	1	MG2-891
B3100652 Or N9307029	Electronic Flow Meter	1	
B0505495	Test Jig	1	
03030997	System 2 EDL Driver	1	030309-97E
N3050605	As System 2 EDL	1	17986
N3050121	Cu Lumina HCL	1	000003793D12
N3050109	Ba Lumina HCL	1	041123-010120
N3050139	K Lumina HCL	1	0000037B8E1D
N3050152	Ni Lumina HCL	1	
N3050119	Cr Lumina HCL	1	010324-0300050

Procedure Checklist

Use (✓) to check off those steps in the checklist that have been completed.

1. General:

- ☒ Review the instrument performance with the customer and document any recent problems.
- ☒ Inspect the customer log book and make any appropriate PM entries.
- ☒ Perform general inspection of system for cleanliness.

2. PC Instrument Software:

- ☒ Instrument Software user files/databases archived, packed, and/or deleted as needed.

3. Mechanical:

- ☒ Inspect and clean all fans and filters. Replace filters if necessary
- ☒ Inspect all gas and water lines for leaks and/or wear. Replace if needed. Thoroughly inspect all quick connects. Replace the Y connector, P/N 09921079, if needed.
- ☒ Clean exterior of the instrument.

3.1 Flame Technique

- ☒ Inspect the burner head, burner chamber, and nebulizer. Clean if needed as stated in the Hardware Guide.
- ☒ Check burner head dimensions with the feeler gauge as stated in the Hardware Guide in the Maintenance chapter section on cleaning the burner head and checking sloth width. Replace if out of specification
- ☒ Check the condition of the end cap, burner head, and nebulizer O-rings. Replace if necessary.
- ☒ Check the drain system for signs of wear. Replace worn or damaged parts.
- ☒ Visually check for proper flame conditions when igniting the Air-C₂H₂ and N₂O-C₂H₂ flames (if applicable).

3.2 THGA Technique

- ☒ Inspect the pole pieces and clean where the pole pieces contact the furnace. Replace the pole piece p-rings as needed, P/N's B0501018 & B0501250. Grease the O-rings as needed with Apiezon L grease, P/N 09905148
- ☒ Inspect the four insulation pads on the front contact housing of the THGA in furnace. If the pads are missing replace the THGA furnace or replace the insulator pads on the furnace.
- ☒ Inspect the graphite tube and clean the contact cylinders. Replace if necessary.
- ☒ Check internal and external gas flows with the Electronic Gas Flow Meter and the Gas Flow Test Probe as described in the Service Manual. Correct if necessary.
- ☒ Check furnace open/close function.
- ☒ Verify the operation of the GFTV Camera for proper operation and viewing alignment in the furnace camera Tube View window. Align if needed.
- ☒ Check the operation of the Halogen Light ASSY for the GFTV Camera. Replace if needed.
- ☒ Check the water level/quality in the recirculation (if applicable). Add distilled water if necessary.
- ☒ Check the cooling system fluid flow rate with the FCS In-Line Flow Meter for proper levels if needed. Refer to SDB# COSY008.STN

- ☒ Perform Cooling System maintenance if needed per SDB# COSY005.STN.
- ☒ Check auto sampler operation.
- ☒ Perform an auto sampler check valve test as described in the Service Manual.
- ☒ Lubricate the spindles of the auto sampler pumps and all moving parts of the tray mechanics as described in the Service Manual.
- ☒ Inspect the auto sampler sampling capillary as described in the Service Manual. Replace if necessary.

4. Electrical:

- ☒ Inspect PC boards. Clean if necessary.
- ☒ Carefully check all internal and external cable connections.
- ☒ Check instrument firmware revisions upgrade to current levels (if necessary)
- ☒ Run Diagnostics Test within the Advanced function of the Spectrometer page. Check the results in the service log folder in the Spectrometer BM Log Viewer.

5. Optics:

- ☒ Inspect and clean the sample compartment windows, if needed.
- ☒ Inspect and clean the furnace windows, if needed.
- ☒ Inspect and clean the GFTV camera lens, if needed.
- ☒ Inspect optics. Clean or replace if necessary,

6. Gasses:

- ☒ Verify that the Gasses supplied to the instrument are within the pressure and purity specifications found in the PinAAcle 900 Series Pre-installation Checklist SDB.
- ☒ Verify that the air filter element is dry. Replace if necessary.

7. Flame Interlock Check:

Description: Check to ensure that all safety interlocks are closed.

Parameter	Specification	Test Results	Pass/Fail
Flame Sensor	Air/C ₂ H ₂ Flame correctly shuts down	Active <input type="checkbox"/>	Passed
Drain Sensor	Air/C ₂ H ₂ Flame correctly shuts down	Active <input type="checkbox"/>	Passed
Nebulizer Sensor	Air/C ₂ H ₂ Flame correctly shuts down	Active <input type="checkbox"/>	Passed
C ₂ H ₂ Pressure Sensor	Air/C ₂ H ₂ Flame correctly shuts down	Active <input type="checkbox"/>	Passed
Air Pressure Sensor	Air/C ₂ H ₂ Flame correctly shuts down	Active <input type="checkbox"/>	Passed
Burner Head Sensor	Choosing Nitrous Oxide as the oxidant should trigger an interlock shuts down	Active <input type="checkbox"/>	Passed

8. After PM Performance tests [Flame]:

8.1 Detector Linearity with Barium

Description: Ensures that the detector is linear in the Visible Range.

Parameter	Specification	Certificate Value at 553.6 nm (Abs.)	Test Results	Pass/Fail
1.0 A ND Filter	± 5% from Cert.	0.9874	0.9644	Passed <input type="button" value="v"/>
0.2 A ND Filter	± 5% from Cert.	0.1886	0.1727	Passed <input type="button" value="v"/>

8.2 Baseline Noise at 1.0 Absorbance with Barium

Description: Ensures that a high absorbance will not produce excessive noise.

Parameter	Specification	Results	Pass/Fail
Standard Deviation	≤ 0.010	0.0016	Passed <input type="button" value="v"/>

8.3 AA Baseline Noise with Copper

Description: Check baseline noise.

Parameter	Specification	Results	Pass/Fail
Standard Deviation	≤ 0.001	0.0001	Passed <input type="button" value="v"/>

8.4 D₂ Background Compensation with Copper

Description: Verifies the instruments ability to compensate for Background absorption.

Parameter	Specification	Results	Pass/Fail
Standard Deviation	≤ 0.010	0.0069	Not Applicable <input type="button" value="v"/>

8.5 AA-BG Baseline Noise with Copper

Description: Ensures that background correction does not produce excessive noise.

Parameter	Specification	Results	Pass/Fail
Standard Deviation	≤ 0.005	0.0005	Not Applicable <input type="button" value="v"/>

8.6 AA-BG Baseline Noise with Arsenic

Description: Ensures that background correction does not produce excessive noise at a low wavelength.

Parameter	Specification	Results	Pass/Fail
Standard Deviation	≤ 0.005	0.0013	Not Applicable <input type="button" value="v"/>

8.7 Flame Sensitivity

Description: Instrument Sensitivity checked against Copper standard.

Standard Copper Sensitivity	Specification	Results (Abs.)	Pass/Fail
5 mg/L Sensitivity SS Neb (if applicable)	> 0.250 Abs.	N/A	Not Applicable
2 mg/L Sensitivity HS Neb (if applicable)	> 0.250 Abs.	0.3544	Passed <input type="button" value="v"/>

9. After PM Performance tests [THGA]:

9.1 Furnace Gas Flows

Description: Ensures the flow rates are within specification.

Parameter	Specification	Test Results	Pass/Fail
Internal Flow Rate	250 mL/min \pm 25 mL/min	252	Passed <input type="button" value="v"/>
External Flow Rate	100 mL/min \pm 10 mL/min	97	Passed <input type="button" value="v"/>

9.2 Chromium Baseline Noise

Description: Signal to noise check.

Parameter	Specification	Results	Pass/Fail
Baseline Noise	≤ 0.005 Abs.	-0.0010	Passed <input type="button" value="v"/>
Standard Deviation	≤ 0.005	0.0009	Passed <input type="button" value="v"/>

9.3 Chromium Characteristic Mass and Precision

Description: Calculate the characteristic mass using the characteristic mass tool and precision from the integrated absorbance values.

Parameter	Specification	Results	Pass/Fail
Cr m_0 Results	≤ 7.0 pg/0.0044 A-s	6.8	Passed <input type="button" value="v"/>
Precision	≤ 2.0 %	0.38	Passed <input type="button" value="v"/>

9.4 Copper Characteristic Mass and Zeeman Ratio

Description: Calculate the characteristic mass using the characteristic mass tool and check the Zeeman Ratio.

Parameter	Specification	Results	Pass/Fail
Cu m ₀ Result	≤ 16.5 pg/0.0044 A-s	15.4	Not Applicable
Zeeman Ratio	0.52 ± 0.04	0.51	Not Applicable

10. Review:

- ☒ Review with the customer PM work performed.
- ☒ Review with the customer routine maintenance procedures.
- ☒ Discuss recommended customer supplied materials to have on hand.
- ☒ Attach PM sticker.

Additional Comments

Additional Comments Regarding the PM	
Zeeman Ratio	$= \frac{\text{Atomic Signal (Peak area)}}{\text{Atomic Signal (Peak area)} + \text{Background Signal (Peak area)}}$ $= \frac{0.1442}{0.1442+0.1337}$ $= 0.518$

Review

<p><i>The preventive maintenance checks and if applicable performance tests for PinAAcle 900T have been completed.</i></p>		
<p><i>This PinAAcle 900T Passes <input checked="" type="checkbox"/> Fails <input type="checkbox"/> the preventive maintenance.</i></p>		
Review of Preventive Maintenance:		
Authorized PerkinElmer Representative:	<div style="background-color: #808080; width: 100%; height: 100%;"></div>	Date: 18 DEC 2025 <small>(DD-MMM-YYYY)</small>
Authorized Customer Representative:	<div style="background-color: #808080; width: 100%; height: 100%;"></div>	Date: 18 DEC 2025 <small>(DD-MMM-YYYY)</small>

ระดับเสียงในสถานที่ทำงาน



THAILAND INSTITUTE OF SCIENTIFIC AND TECHNOLOGICAL RESEARCH (TISTR)

Request No. 21-68/0220

MTC No. EEL. BP. 45/0268

CALIBRATION CERTIFICATE

Submitted by : S.P.S.Consulting Service Co.,Ltd.

Address : 7 Soi Phaholyothin 24, Phaholyothin Road, Jompol, Chatuchak, Bangkok 10900.

Calibrated at : Electrical and Electronic Standards Laboratory, Industrial Metrology and Testing Service Centre.
Soi 1C, Bangpoo Industrial Estate, Sukhumvit Rd., Muang, Samutprakan 10280.

Instrument Calibrated :

Description : Acoustic Calibrator

Manufacturer : Cirrus Research plc

Model : CR:515

Serial No. : 92002

Ambient Environment

Temperature : $(23 \pm 3) ^\circ\text{C}$

Relative Humidity : $(50 \pm 15) \%$

Ambient Pressure : $(101.325 \pm 1.500) \text{ kPa}$

- Standards used :
1. Digital Function Synthesizer NF Electronic DF-193A S/N 122037.
 2. Measuring Amplifier Bruel&Kjaer 2636 S/N 1537484.
 3. Programmable Attenuator Tamagawa TPA-303A S/N OF 2214.
 4. Digital Multimeter Agilent 34401A S/N MY44005560.
 5. Pressure Transmitter Vaisala PTB202AD S/N T0650001.
 6. Audio Analyzer Panasonic VP-7722A S/N 041477D122.
 7. Condenser Microphone B&K 4180 S/N 2889871.

Calibration Procedure: CP-102-04 based on IEC 60942-2003; The sound pressure level generated by sound calibrator under test shall be measured by standard microphone using an insert voltage technique.

This instrument has been calibrated against standards maintained at Electrical and Electronic Standards Laboratory (EEL), which are traceable to the International System of Units through the National Institute of Metrology (Thailand).

The information on actual reading is attached herewith and the uncertainty limits quoted refer to the measured values only.

Date of Receipt : 19 Feb. 2025

Date of Calibration : 21 Feb. 2025

1 / 2
W

The results relate only to the items tested/calibrated or value assigned.

Advertising the Report/Certificate and publicity of the results except in full are prohibited unless written permission is obtained from the governor of TISTR.

FM.BL.MTC.002 Rev.5

Head Office
35 Mu 3 Tambon Khlong Ha, Amphoe Khlong Luang,
Changwat Pathumthani 12120, Thailand
Tel. (66) 0 2577 9036
Fax. (66) 0 2577 9009

Office/Laboratory
668 Mu 2 Tambon Bangpoomai, Amphoe Muang Samutprakan,
Changwat Samutprakan 10280, Thailand
Tel. (66) 0 2323 1672-80 ext. 115, 116
(66) 08 3219 9440
E-mail : mtc@tistr.or.th Website : www.tistr.or.th

Office
196 Phahonyothin Road, Ladyao, Chatuchak,
Bangkok 10900, Thailand
Tel. (66) 0 2579 1121-30 ext. 5219, 5225, 5217
(66) 08 1889 6827

THAILAND INSTITUTE OF SCIENTIFIC AND TECHNOLOGICAL RESEARCH (TISTR)

Request No. 21-68/0220

MTC No. EEL. BP. 45/0268

The reported expanded uncertainty is based upon a standard uncertainty multiplied by a coverage factor $k = 2$, providing a level of confidence of approximately 95%.

Nominal Output of Unit Under Test = 94 dB re 20 μ Pa at 1000 Hz

Acoustic Output in dB re 20 μ Pa, Corrected to Reference Conditions: 101.325 kPa, 23.0 °C and 50 %RH.

1. Sound Pressure Level

Standard Microphone Type	Measured Sound Pressure Level (dB)	Deviated value (dB)	Uncertainty (dB)	Tolerance limit IEC60942:2003 Class 1
1/2 inch Bruel&Kjaer 4180	93.98	-0.02	± 0.10	± 0.40 dB

2. Frequency

Standard Microphone Type	Measured Frequency (Hz)	Deviated value (Hz)	Uncertainty (Hz)	Tolerance limit IEC60942:2003 Class 1
1/2 inch Bruel&Kjaer 4180	1000.1	0.1	± 1.5	$\pm 1.0\%$

3. Total Distortion

Standard Microphone Type	Measured Total Distortion (%)	Uncertainty (%)	Tolerance limit IEC60942:2003 Class 1
1/2 inch Bruel&Kjaer 4180	0.65	± 0.50	$\pm 3.0\%$

Note : 1. No adjustment.

2. The calibrator pressure correction was not included.

3. The microphone volume correction was not included.

Calibrated by :

(Mr. Weerachai Deechaiyae)

(Mr. Prawate Kluaypa)

Director

Electrical and Electronic Standards Laboratory

Industrial Metrology and Testing Service Centre

Date of Calibration : 21 Feb. 2025

Date of Issue : 24 Feb. 2025

Ref : 2011268021900739002

End of Certificate

2 / 2

The results relate only to the items tested/calibrated or value assigned.

Advertising the Report/Certificate and publicity of the results except in full are prohibited unless written permission is obtained from the governor of TISTR.

FM.BLMTC.002 Rev.5

Head Office

35 Mu 3 Tambon Khlong Ha, Amphoe Khlong Luang,
Changwat Pathumthani 12120, Thailand
Tel. (66) 0 2577 9036
Fax. (66) 0 2577 9009

Office/Laboratory

668 Mu 2 Tambon Bangpoomai, Amphoe Muang Samutprakan,
Changwat Samutprakan 10280, Thailand
Tel. (66) 0 2323 1672-80 ext. 115, 116
(66) 08 3219 9440
E-mail : mtc@tistr.or.th Website : www.tistr.or.th

Office

196 Phahonyothin Road, Ladyao, Chatuchak,
Bangkok 10900, Thailand
Tel. (66) 0 2579 1121-30 ext. 5219, 5225, 5217
(66) 08 1889 6827



บริษัท เอส.พี.เอส. คอนซัลติ้ง เซอร์วิส จำกัด
S.P.S. CONSULTING SERVICE CO., LTD.
7 ซอยพหลโยธิน 24 ถนนพหลโยธิน แขวงจอมพล เขตจตุจักร กรุงเทพฯ 10900
7 Soi Phaholyothin 24, Phaholyothin Rd., Jompol, Chatuchak, Bangkok 10900
Tel : (662) 939-4370-72, Fax : (662) 513-4221, E-mail : sale@spscon.com., www.spscon.com

Noise B_349/25

Sound Level Meter Calibration Report

Acoustic Calibrator Data

Brand	CIRRUS	Number	AC-CR01/63
Model	CR515	Serial No.	92002
Calibration Range	94 dB, 1000 Hz	Last Calibration	21 February 2025
		Due Date	21 February 2026

Calibration Data

Sound Level Meter Data				Calibration Data		
SLM No.	Brand	Model	Serial No.	Date	Actual Reading [dB]	
					Before Adjustment	After Adjustment
CR-B09	Cirrus	CR161B	G301401	20 July 2025	94.0	94.0
Acoustic Certified Value : Thailand Institute of Scientific and Technological Research (TISTR)					93.98 \pm 0.10 dB	

Calibrated by :

(Mr. Adul Dangklom)

(Mr. Peera Detudom)

ระดับเสียงติดตัวบุคคล (Noise Dose)



THAILAND INSTITUTE OF SCIENTIFIC AND TECHNOLOGICAL RESEARCH (TISTR)

Request No. 21-67/0647

MTC No. EEL. BP. 40/0967

CALIBRATION CERTIFICATE

Submitted by : S.P.S Consulting Service Co.,Ltd.

Address : 7 Soi Phaholyothin 24, Phaholyothin Road, Jompol, Chatuchak, Bangkok 10900.

Calibrated at : Electrical and Electronic Standards Laboratory, Industrial Metrology and Testing Service Centre.
Soi 1C, Bangpoo Industrial Estate, Sukhumvit Rd., Muang, Samutprakan 10280.

Instrument Calibrated :

Ambient Environment

Description : Sound Calibrator

Temperature : $(23 \pm 3) ^\circ\text{C}$

Manufacturer : SVANTEK

Relative Humidity : $(50 \pm 15) \%$

Model : SV34

Ambient Pressure : $(101.325 \pm 1.500) \text{ kPa}$

Serial No. : 33146

- Standards used :
1. Digital Function Synthesizer NF Electronic DF-193A S/N 122037.
 2. Measuring Amplifier Bruel&Kjaer 2636 S/N 1537484.
 3. Programmable Attenuator Tamagawa TPA-303A S/N OF 2214.
 4. Digital Multimeter Agilent 34401A S/N MY44005560.
 5. Pressure Transmitter Vaisala PTB202AD S/N T0650001.
 6. Audio Analyzer Panasonic VP-7722A S/N 041477D122.
 7. Condenser Microphone B&K 4180 S/N 2633526.

Calibration Procedure: CP-102-04 based on IEC 60942-2003; The sound pressure level generated by sound calibrator under test shall be measured by standard microphone using an insert voltage technique.

This instrument has been calibrated against standards maintained at Electrical and Electronic Standards Laboratory (EEL), which are traceable to the International System of Units through the National Institute of Metrology (Thailand).

The information on actual reading is attached herewith and the uncertainty limits quoted refer to the measured values only.

Date of Receipt : 17 Sep. 2024

Date of Calibration : 25 Sep. 2024

1/2

The results relate only to the items tested/calibrated or value assigned.

Advertising the Report/Certificate and publicity of the results except in full are prohibited unless written permission is obtained from the governor of TISTR.

Head Office

35 Mu 3 Tambon Khlong Ha, Amphoe Khlong Luang,
Changwat Pathumthani 12120, Thailand
Tel. (66) 0 2577 9036
Fax. (66) 0 2577 9009

Office/Laboratory

668 Mu 2 Tambon Bangpoomai, Amphoe Muang Samutprakan,
Changwat Samutprakan 10280, Thailand
Tel. (66) 0 2323 1672-80 ext. 115, 116
(66) 08 3219 9440
E-mail : mtc@tistr.or.th Website : www.tistr.or.th

Office

196 Phahonyothin Road, Ladyao, Chatuchak,
Bangkok 10900, Thailand
Tel. (66) 0 2579 1121-30 ext. 5219, 5225, 5217
(66) 08 1889 6827

FM.BL.MTC.002 Rev.5

THAILAND INSTITUTE OF SCIENTIFIC AND TECHNOLOGICAL RESEARCH (TISTR)

Request No. 21-67/0647

MTC No. EEL. BP. 40/0967

The reported expanded uncertainty is based upon a standard uncertainty multiplied by a coverage factor $k = 2$, providing a level of confidence of approximately 95%.

Nominal Output of Unit Under Test = 114 dB re 20 μ Pa at 1000 Hz

Acoustic Output in dB re 20 μ Pa, Corrected to Reference Conditions: 101.325 kPa, 23.0 °C and 50 %RH.

1. Sound Pressure Level

Standard Microphone Type	Measured Sound Pressure Level (dB)	Deviated value (dB)	Uncertainty (dB)	Tolerance limit IEC60942:2003 Class 2
1/2 inch Bruel&Kjaer 4180	113.60	-0.40	± 0.10	± 0.75 dB

2. Frequency

Standard Microphone Type	Measured Frequency (Hz)	Deviated value (Hz)	Uncertainty (Hz)	Tolerance limit IEC60942:2003 Class 2
1/2 inch Bruel&Kjaer 4180	1000.0	0.0	± 1.5	$\pm 2.0\%$

3. Total Distortion

Standard Microphone Type	Measured Total Distortion (%)	Uncertainty (%)	Tolerance limit IEC60942:2003 Class 2
1/2 inch Bruel&Kjaer 4180	0.49	± 0.50	$\pm 4.0\%$

Note : 1. No adjustment.

2. The calibrator pressure correction was not included.

3. The microphone volume correction was not included.

Calibrated by :

(Mr. Weerachai Deechaiyae)

(Mr. Prawate Kluaypa)

Director

Electrical and Electronic Standards Laboratory

Industrial Metrology and Testing Service Centre

Date of Calibration : 25 Sep. 2024

Date of Issue : 26 Sep. 2024

Ref : 2011267091703412006

End of Certificate

2 / 2

The results relate only to the items tested/calibrated or value assigned.
Advertising the Report/Certificate and publicity of the results except in full are prohibited unless written permission is obtained from the governor of TISTR.

FM.BL.MTC.002 Rev.5

Head Office

35 Mu 3 Tambon Khlong Ha, Amphoe Khlong Luang,
Changwat Pathumthani 12120, Thailand
Tel. (66) 0 2577 9036
Fax. (66) 0 2577 9009

Office/Laboratory

668 Mu 2 Tambon Bangpoomai, Amphoe Muang Samutprakan,
Changwat Samutprakan 10280, Thailand
Tel. (66) 0 2323 1672-80 ext. 115, 116
(66) 08 3219 9440
E-mail : mtc@tistr.or.th Website : www.tistr.or.th

Office

196 Phahonyothin Road, Ladyao, Chatuchak,
Bangkok 10900, Thailand
Tel. (66) 0 2579 1121-30 ext. 5219, 5225, 5217
(66) 08 1889 6827



บริษัท เอส.พี.เอส. คอนซัลติ้ง เซอร์วิส จำกัด
S.P.S. CONSULTING SERVICE CO., LTD.
7 ซอยพหลโยธิน 24 ถนนพหลโยธิน แขวงจตุจักร เขตจตุจักร กรุงเทพฯ 10900
7 Soi Phaholyothin 24, Phaholyothin Rd., Jompol, Chatuchak, Bangkok 10900
Tel : (662) 939-4370-72, Fax : (662) 513-4221, E-mail : sale@spscon.com., www.spscon.com

Noise Dose B_349_1/25

Noise Dose Meter Calibration Report

Acoustic Calibrator Data

Brand	SVANTEK	Number	SV 60/62
Model	SV34	Serial No.	33146
Calibration Range	114 dB, 1000 Hz	Last Calibration	25 September 2024
		Due Date	25 September 2025

Calibration Data

Sound Level Meter Data				Calibration Data		
SLM No.	Brand	Model	Serial No.	Date	Actual Reading [dB]	
					Before Adjustment	After Adjustment
NMD-B10	SVANTEK	SV-104IS	80830	20 July 2025	113.6	113.6
Acoustic Certified Value : Thailand Institute of Scientific and Technological Research (TISTR)					113.60± 0.10 dB	

Calibrated by :

(Mr. Adul Dangklorn)

(Mr. Peera Detudom)

คุณภาพอากาศในสถานประกอบการ



บริษัท เอส.พี.เอส. คอนซัลติ้ง เซอร์วิส จำกัด

S.P.S. CONSULTING SERVICE CO., LTD.

7 ซอยพหลโยธิน 24 ถนนพหลโยธิน แขวงจอมพล เขตจตุจักร กรุงเทพฯ 10900

7 Soi Phaholyothin 24, Phaholyothin Rd., Jompol, Chatuchak, Bangkok 10900

Tel : (662) 939-4370-72. Fax : (662) 513-4221. E-mail : sale@spscon.com.. www.spscon.com

Personal Pump Calibration Report

Calibration Method : Dry Cal Primary Flowmeter

Model : Defender 510-H

S/N : 136164

Environmental Conditions

Temperature
Pressure

25
1010

± 3
± 15

°C
mmbar

Personal Pump Data				Calibration Data								
No.	Brand	Model	Serial No.	Date	Flow Rate (mL/min)						Value From Calibration Curve	
					Setting			Actual (Q std.)				
					1	2	3	1	2	3	y	R ²
B01	SKC	224-PCXR4	262101	01/07/2025	1,000	1,500	2,000	997	1,501	2,003	1.003x - 4.236	1.000
B02	SKC	224-PCXR4	626166	02/07/2025	1,000	1,500	2,000	1,005	1,506	2,007	1.001x + 1.555	1.000
B03	SKC	224-PCXR4	612968	04/07/2025	1,000	1,500	2,000	1,004	1,499	2,002	1.004x - 11.638	0.999
B04	SKC	224-PCXR4	602804	01/07/2025	1,000	1,500	2,000	999	1,502	1,998	1.002x - 3.373	1.000
B05	SKC	224-PCXR4	612693	03/07/2025	1,000	1,500	2,000	1,002	1,504	2,008	1.008x - 9.160	1.000
B06	SKC	224-PCXR4	262188	01/07/2025	1,000	1,500	2,000	1,001	1,505	2,003	1.001x - 3.965	1.000
B07	SKC	224-PCXR4	626262	02/07/2025	1,000	1,500	2,000	999	1,494	2,000	0.997x + 3.261	1.000
B08	SKC	224-PCXR4	626100	04/07/2025	1,000	1,500	2,000	1,003	1,502	2,004	1.009x - 15.922	0.999
B09	SKC	224-PCXR4	626479	01/07/2025	1,000	1,500	2,000	997	1,499	2,005	1.005x - 9.935	1.000
B10	SKC	224-PCXR4	091950	01/07/2025	1,000	1,500	2,000	995	1,507	2,001	1.008x - 15.634	1.000
B11	SKC	224-PCXR8	564315	04/07/2025	1,000	1,500	2,000	997	1,495	2,002	1.004x - 7.274	1.000
B12	SKC	224-PCXR4	034656	01/07/2025	1,000	1,500	2,000	1,001	1,507	2,005	1.007x - 13.608	0.999
B13	SKC	224-PCXR4	602073	01/07/2025	1,000	1,500	2,000	1,002	1,504	2,007	1.006x - 6.161	1.000
B14	SKC	224-PCXR4	626313	04/07/2025	1,000	1,500	2,000	999	1,503	2,004	1.001x - 3.361	1.000
B15	SKC	224-PCXR4	626474	04/07/2025	1,000	1,500	2,000	1,005	1,506	2,005	1.008x - 12.821	0.999
B16	SKC	224-PCXR4	626477	04/07/2025	1,000	1,500	2,000	997	1,509	1,995	0.999x - 0.595	1.000
B17	SKC	224-PCXR4	626860	02/07/2025	1,000	1,500	2,000	999	1,497	1,996	1.000x - 1.613	1.000
B18	SKC	224-PCXR4	691484	04/07/2025	1,000	1,500	2,000	1,003	1,499	1,995	1.003x - 9.955	0.999
B19	SKC	224-PCXR4	691599	01/07/2025	1,000	1,500	2,000	996	1,508	1,994	1.001x - 1.127	1.000
B20	SKC	224-PCXR4	691587	02/07/2025	1,000	1,500	2,000	997	1,505	1,997	1.004x - 9.596	1.000
B21	SKC	224-PCXR4	691531	03/07/2025	1,000	1,500	2,000	998	1,504	1,999	1.002x - 3.125	1.000
B22	SKC	224-PCXR4	691654	04/07/2025	1,000	1,500	2,000	1,002	1,505	1,992	1.003x - 9.240	0.999
B23	SKC	224-PCXR4	798393	01/07/2025	1,000	1,500	2,000	992	1,498	1,993	0.999x - 3.941	1.000
B24	SKC	224-PCXR4	626363	02/07/2025	1,000	1,500	2,000	1,004	1,506	1,994	1.003x - 9.084	0.999
B25	SKC	224-PCXR4	798489	03/07/2025	1,000	1,500	2,000	1,005	1,497	2,004	0.998x + 5.100	1.000
B26	SKC	224-PCXR4	798479	03/07/2025	1,000	1,500	2,000	1,004	1,504	1,998	0.997x + 5.575	1.000
B27	SKC	224-PCXR4	691673	04/07/2025	1,000	1,500	2,000	997	1,508	1,991	1.002x - 8.556	0.999
B28	SKC	224-PCXR4	691570	03/07/2025	1,000	1,500	2,000	1,005	1,504	2,001	1.000x + 2.897	1.000
B29	SKC	224-PCXR4	626472	02/07/2025	1,000	1,500	2,000	1,003	1,502	2,004	1.001x - 1.675	1.000
B30	SKC	224-PCXR4	691489	03/07/2025	1,000	1,500	2,000	1,004	1,510	2,007	1.010x - 13.764	0.999
B31	SKC	224-PCXR4	691509	02/07/2025	1,000	1,500	2,000	996	1,499	1,991	0.997x + 0.891	1.000
B32	SKC	224-PCXR4	091567	03/07/2025	1,000	1,500	2,000	998	1,497	1,996	0.996x + 3.273	1.000
B33	SKC	224-PCXR4	091756	02/07/2025	1,000	1,500	2,000	1,004	1,505	1,992	1.000x - 4.228	0.999
B34	SKC	224-PCXR4	612962	04/07/2025	1,000	1,500	2,000	1,005	1,508	2,011	1.007x - 5.447	1.000
B35	SKC	224-PCXR4	602682	02/07/2025	1,000	1,500	2,000	1,004	1,506	1,991	0.997x + 1.603	0.999
B36	SKC	224-PCXR4	626164	01/07/2025	1,000	1,500	2,000	999	1,498	2,002	1.004x - 8.113	1.000
B37	SKC	224-PCXR4	626256	02/07/2025	1,000	1,500	2,000	995	1,508	2,001	1.005x - 10.431	1.000
B38	SKC	224-PCXR4	626167	02/07/2025	1,000	1,500	2,000	1,000	1,497	1,993	0.999x - 0.639	1.000
B39	SKC	224-PCXR4	034637	04/07/2025	1,000	1,500	2,000	1,005	1,503	1,991	1.002x - 7.186	0.999
B40	SKC	224-PCXR4	798349	03/07/2025	1,000	1,500	2,000	995	1,494	1,990	1.000x - 7.405	1.000

Calibrated by :



บริษัท เอส.พี.เอส. คอนซัลติ้ง เซอร์วิส จำกัด

S.P.S. CONSULTING SERVICE CO., LTD.

7 ซอยพหลโยธิน 24 ถนนพหลโยธิน แขวงจอมพล เขตจตุจักร กรุงเทพฯ 10900

7 Soi Phaholyothin 24, Phaholyothin Rd., Jompol, Chatuchak, Bangkok 10900

Tel : (662) 939-4370-72, Fax : (662) 513-4221, E-mail : sale@spscon.com., www.spscon.com

Personal Pump Calibration Report

Calibration Method : Dry Cal Primary Flowmeter

Model : Defender 510-H

S/N : 136164

Environmental Conditions

Temperature : 25 ± 3 °C
Pressure : 1010 ± 15 mmbar

Personal Pump Data				Calibration Data								
No.	Brand	Model	Serial No.	Date	Flow Rate (ml/min)						Value From Calibration Curve	
					Setting			Actual (Q std.)				
					1	2	3	1	2	3	y	R ²
B41	SKC	224-PCXR4	612669	03/07/2025	1,000	1,500	2,000	999	1,498	2,001	1.001x - 3.597	1.000
B42	SKC	224-PCXR4	626041	02/07/2025	1,000	1,500	2,000	1,003	1,499	2,007	1.005x - 8.012	1.000
B43	SKC	224-PCXR4	034636	03/07/2025	1,000	1,500	2,000	1,004	1,506	1,997	0.993x + 10.787	1.000
B44	SKC	224-PCXR8	529341	02/07/2025	1,000	1,500	2,000	1,002	1,502	2,009	1.010x - 14.387	1.000
B45	SKC	224-PCXR8	529594	03/07/2025	1,000	1,500	2,000	999	1,509	1,991	0.992x + 12.045	1.000
B46	SKC	224-PCXR8	566743	03/07/2025	1,000	1,500	2,000	998	1,505	2,000	1.006x - 13.608	0.999
B47	SKC	224-PCXR8	566747	03/07/2025	1,000	1,500	2,000	1,002	1,504	1,998	1.004x - 7.545	1.000
B48	SKC	224-PCXR8	566753	02/07/2025	1,000	1,500	2,000	998	1,494	1,996	0.998x - 0.387	1.000
B49	SKC	224-PCXR8	566780	04/07/2025	1,000	1,500	2,000	1,002	1,499	1,995	1.005x - 13.932	0.999
B50	SKC	224-PCXR8	500400	03/07/2025	1,000	1,500	2,000	1,006	1,498	2,008	1.002x - 1.667	1.000
B51	SKC	224-PCXR8	500363	04/07/2025	1,000	1,500	2,000	999	1,505	2,002	1.008x - 17.209	0.999
B52	SKC	224-PCXR8	093186	02/07/2025	1,000	1,500	2,000	994	1,496	1,998	1.003x - 7.976	1.000
B53	SKC	224-PCXR8	707670	02/07/2025	1,000	1,500	2,000	997	1,512	2,002	1.004x - 6.981	1.000
B54	SKC	224-PCXR3	509821	02/07/2025	1,000	1,500	2,000	1,002	1,503	2,006	1.009x - 17.041	0.999
B55	SKC	224-PCXR3	510710	04/07/2025	1,000	1,500	2,000	1,000	1,501	1,993	0.996x + 2.606	1.000
B56	SKC	224-PCXR3	511450	02/07/2025	1,000	1,500	2,000	1,012	1,502	2,008	0.997x + 9.801	1.000
B57	SKC	224-PCXR3	510798	01/07/2025	1,000	1,500	2,000	1,001	1,493	2,004	1.003x - 2.925	1.000
B58	SKC	224-PCXR3	509852	04/07/2025	1,000	1,500	2,000	1,004	1,499	1,997	1.001x - 8.640	0.999
B59	SKC	224-PCXR3	509862	04/07/2025	1,000	1,500	2,000	1,000	1,504	2,001	0.999x + 4.160	1.000
B60	SKC	224-PCXR3	512655	01/07/2025	1,000	1,500	2,000	1,005	1,502	2,008	1.007x - 9.991	1.000
B61	SKC	224-PCXR3	503915	03/07/2025	1,000	1,500	2,000	995	1,491	1,995	1.003x - 8.373	1.000
B62	SKC	224-PCXR3	505975	03/07/2025	1,000	1,500	2,000	1,003	1,498	2,001	1.002x - 4.813	1.000
B63	SKC	224-PCXR3	511432	01/07/2025	1,000	1,500	2,000	995	1,503	1,996	1.008x - 19.707	0.999
B64	SKC	224-PCXR3	508302	01/07/2025	1,000	1,500	2,000	999	1,494	1,992	0.993x + 6.854	1.000
B65	SKC	224-PCXR3	508310	01/07/2025	1,000	1,500	2,000	1,000	1,505	2,001	1.003x - 8.089	0.999
B66	SKC	224-PCXR3	509861	02/07/2025	1,000	1,500	2,000	1,002	1,495	1,996	0.992x + 10.934	1.000
B67	SKC	224-PCXR3	506295	03/07/2025	1,000	1,500	2,000	995	1,509	1,997	1.001x - 4.236	1.000
B68	SKC	224-PCXR3	505872	03/07/2025	1,000	1,500	2,000	1,001	1,491	2,001	1.000x - 1.187	1.000
B69	SKC	224-PCXR3	508375	04/07/2025	1,000	1,500	2,000	1,006	1,505	1,998	1.005x - 11.342	0.999
B70	SKC	224-PCXR3	510623	03/07/2025	1,000	1,500	2,000	997	1,508	1,997	1.001x - 1.890	1.000
B71	SKC	224-PCXR3	508367	02/07/2025	1,000	1,500	2,000	1,001	1,506	2,004	1.006x - 12.521	0.999
B72	SKC	224-PCXR3	505977	01/07/2025	1,000	1,500	2,000	1,007	1,496	1,998	0.991x + 11.538	1.000
B73	SKC	224-PCXR3	512606	01/07/2025	1,000	1,500	2,000	1,002	1,498	1,995	0.996x + 0.711	1.000
B74	SKC	224-PCXR3	505993	01/07/2025	1,000	1,500	2,000	999	1,497	1,998	1.002x - 6.570	1.000
B75	SKC	224-PCXR3	509820	02/07/2025	1,000	1,500	2,000	998	1,499	1,996	0.999x - 0.923	1.000
B76	SKC	224-PCXR3	509811	02/07/2025	1,000	1,500	2,000	997	1,502	2,003	1.007x - 11.834	1.000
B77	SKC	224-PCXR3	508301	04/07/2025	1,000	1,500	2,000	1,005	1,505	1,993	1.000x - 3.349	0.999
B78	SKC	224-PCXR3	510677	04/07/2025	1,000	1,500	2,000	999	1,509	1,998	1.004x - 9.791	0.999
B79	SKC	224-PCXR3	510920	02/07/2025	1,000	1,500	2,000	998	1,498	1,994	0.997x + 2.162	1.000

Calibrated by :



บริษัท เอส.พี.เอส. คอนซัลติ้ง เซอร์วิส จำกัด
S.P.S. CONSULTING SERVICE CO., LTD.
 7 ซอยพหลโยธิน 24 ถนนพหลโยธิน แขวงจอมพล เขตจตุจักร กรุงเทพฯ 10900
 7 Soi Phaholyothin 24, Phaholyothin Rd., Jompol, Chatuchak, Bangkok 10900
 Tel : (662) 939-4370-72. Fax : (662) 513-4221. E-mail : sale@spscon.com.. www.spscon.com

Rotameter Calibration Report (For Personal Pump High Flow Adjust)

Calibration Method : Dry Cal Primary Flowmeter

Model : Defender 510-H

S/N : 136164

Calibration Data

Rotameter Data			Calibration Data								
No.	Brand	Model	Date	Flow Rate (mL/min)						Value From Calibration Curve	
				Flow Rate (Reading)			Actual (Q std.)				
				1	2	3	1	2	3	y	R ²
H-B01	Dwyer	VFB-65	02/07/2025	500	1,000	2,000	498.8	1001.4	2005.7	0.996x + 4.876	1.000
H-B02	Dwyer	VFB-65	02/07/2025	500	1,000	2,000	501.6	1001.3	1997.6	0.997x + 5.643	1.000
H-B03	Dwyer	VFB-65	03/07/2025	500	1,000	2,000	499.3	1001.9	1990.3	0.998x + 3.307	0.999
H-B04	Dwyer	VFB-65	04/07/2025	500	1,000	2,000	501.3	997.3	2005.9	1.000x + 1.052	1.000
H-B05	Dwyer	VFB-65	02/07/2025	500	1,000	2,000	501.6	998.8	2005.5	1.003x - 1.210	1.000
H-B06	Dwyer	VFB-65	03/07/2025	500	1,000	2,000	500.9	1001.3	1990.6	0.997x + 5.814	0.999
H-B07	Dwyer	VFB-65	04/07/2025	500	1,000	2,000	501.9	1001.7	2009.2	0.999x - 1.217	1.000
H-B08	Dwyer	VFB-65	04/07/2025	500	1,000	2,000	499.0	998.4	2006.7	1.002x - 9.084	0.999
H-B09	Dwyer	VFB-65	02/07/2025	500	1,000	2,000	498.8	1000.5	1998.8	1.001x - 1.402	1.000
H-B10	Dwyer	VFB-65	02/07/2025	500	1,000	2,000	500.2	1000.6	2001.7	0.999x + 3.178	1.000

Calibrated by :

